



# Idaho 2012 Point-in-Time Count

Summary Report

Region One

# Purpose of the PIT Count

- Identify sheltered and unsheltered homeless persons and families
- Provide an unduplicated count of sheltered and unsheltered homeless persons
- Provide information to help secure resources for homeless services
- Raise public awareness of homelessness in our communities

PIT count does not:

- Provide total annual data count
- Provide detailed client information
- Report on services provided

# Point-in-Time Count Methodology

- **Actual count and not a sampling or an estimate**
- **Count reflects a one-night count on Wednesday January 25<sup>th</sup>**
- **Count conducted by the regional HCN's and IHFA**
- **Methods used include shelter surveys, street and known location counts and service based surveys**
- **Information is entered, compiled and validated in HMIS to produce unduplicated counts and reports**



## Definition of Homeless

- **Unsheltered homeless** – reside in places not meant for human habitation such as cars, parks, on the street, abandoned buildings, rest areas and campgrounds, warming centers and encampments.
- **Sheltered homeless** – reside in an emergency shelter, transitional housing or supportive housing for the formerly homeless.
- This definition of homeless does not include the “Precariously Housed” - persons staying with friends or family, in a hotel/motel, treatment facility or in jail at the time of the count.

# Region One Results

**427 sheltered and unsheltered homeless individuals and persons in households**

- **267 Individuals and 52 Households (160 persons)**
  - 41% sheltered
  - 59% unsheltered

**Additional 240 Individuals and Households identified as “Precariously Housed” that are not included in the main count results.**

- **Precariously Housed persons and households are reported separately at the end of the report.**

# Region One Results

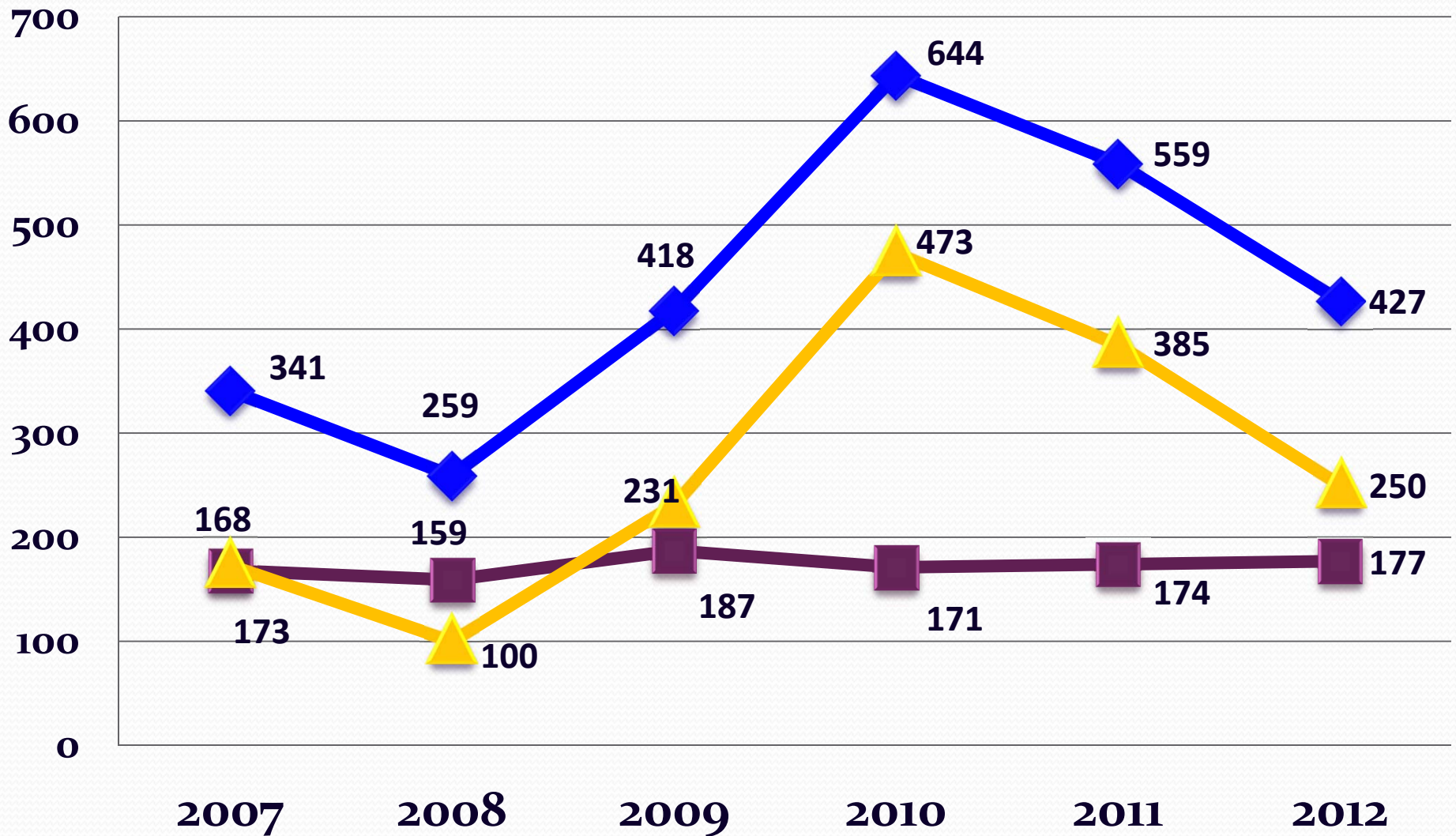
- ❖ **63% are Individuals or Adult Only Households and 37% are Families with Children**
- ❖ **49% Male and 42% Female**
- ❖ **23% are Under 18**
- ❖ **30% suffer from Substance Abuse**
- ❖ **22% are Veterans**

## Region One Point-In-Time Count

	2007	2008	2009	2010	2011	2012
Total Individuals	162	128	197	370	335	267
Total Persons in Households	179	131	221	274	224	160
<b>Total Homeless</b>	<b>341</b>	<b>259</b>	<b>418</b>	<b>644</b>	<b>559</b>	<b>427</b>
Sheltered Individuals	67	72	87	54	64	59
Sheltered Persons in Households	101	87	100	117	110	118
<b>Total Sheltered Homeless</b>	<b>168</b>	<b>159</b>	<b>187</b>	<b>171</b>	<b>174</b>	<b>177</b>
Unsheltered Individuals	95	56	110	316	271	208
Unsheltered Persons in Households	78	44	121	157	114	42
<b>Total Unsheltered Homeless</b>	<b>173</b>	<b>100</b>	<b>231</b>	<b>473</b>	<b>385</b>	<b>250</b>

# Total Sheltered and Unsheltered

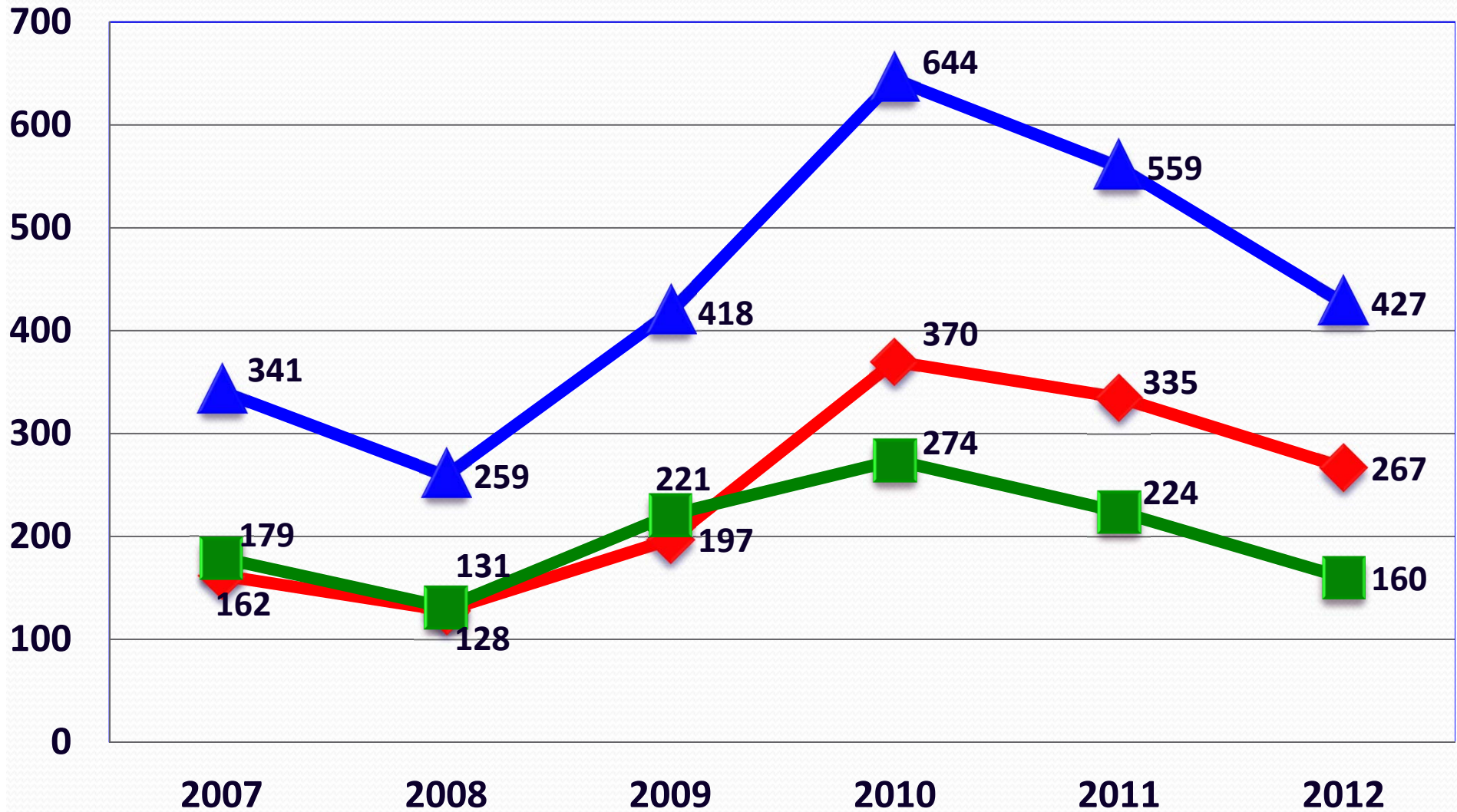
◆ Total Homeless    ■ Total Sheltered Homeless    ▲ Total Unsheltered Homeless





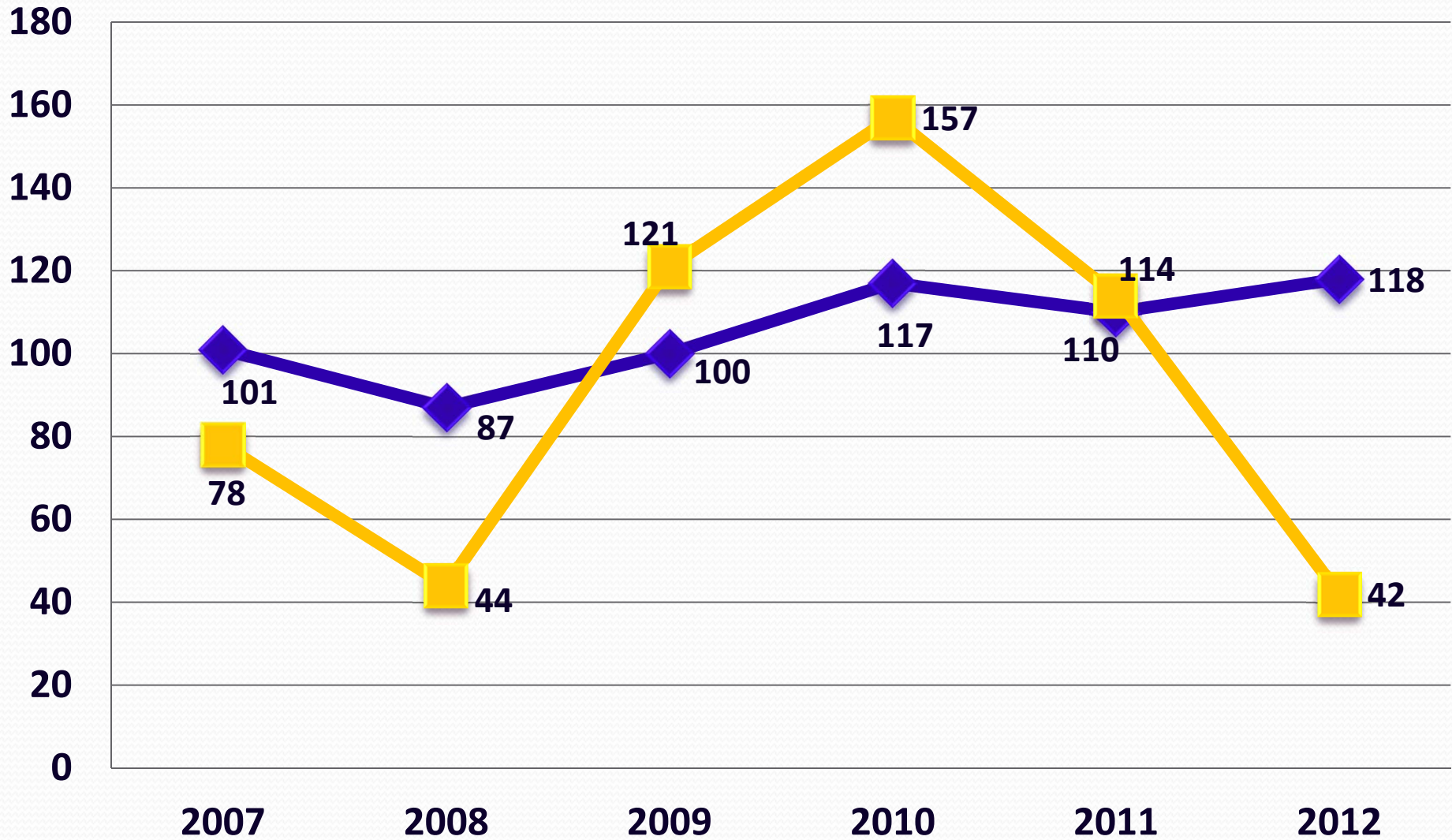
# Individuals and Persons in Households

▲ Total Homeless    ◆ Total Individuals    ■ Total Persons in Households



# Sheltered and Unsheltered Households

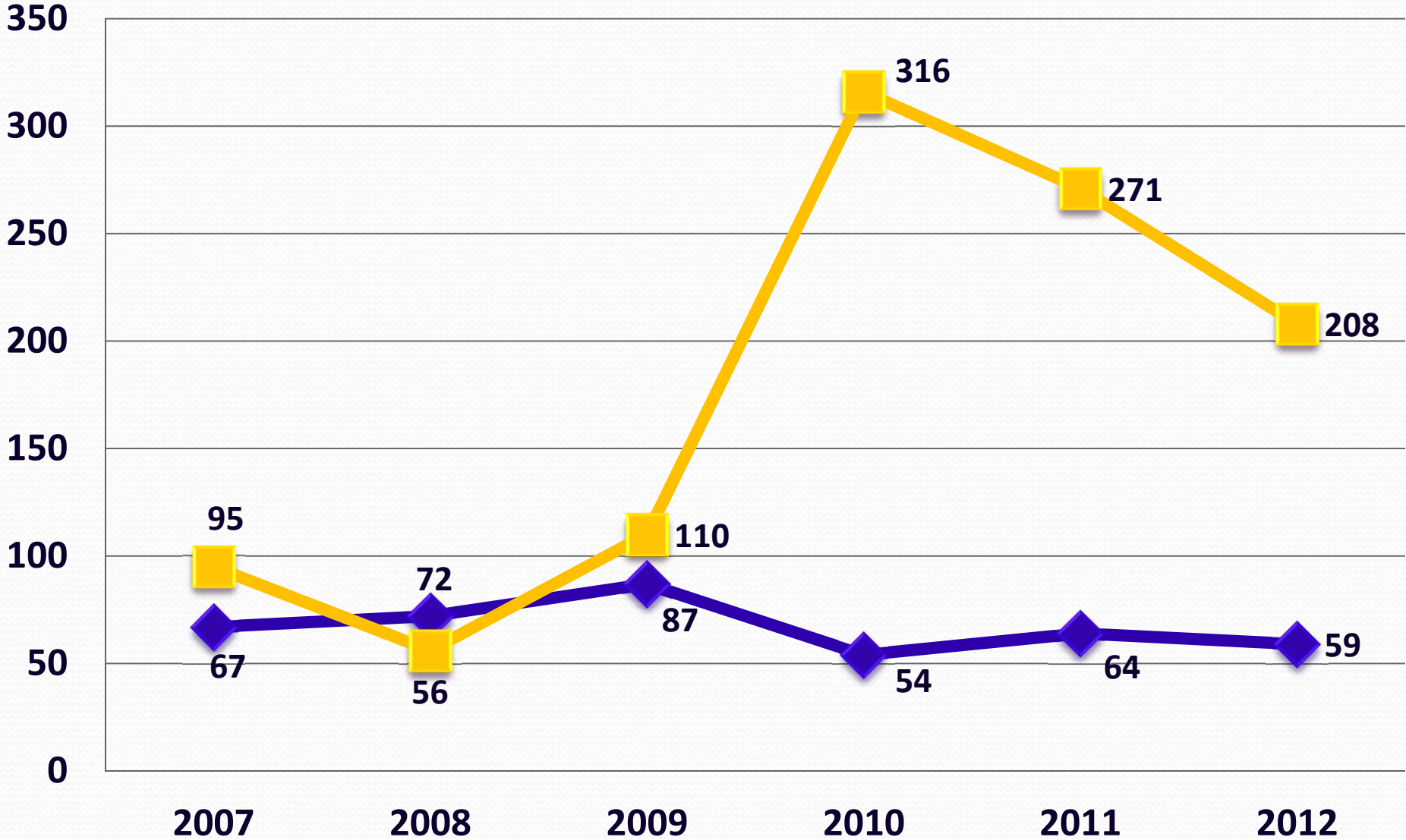
◆ Sheltered Persons in Households    ■ Unsheltered Persons in Households



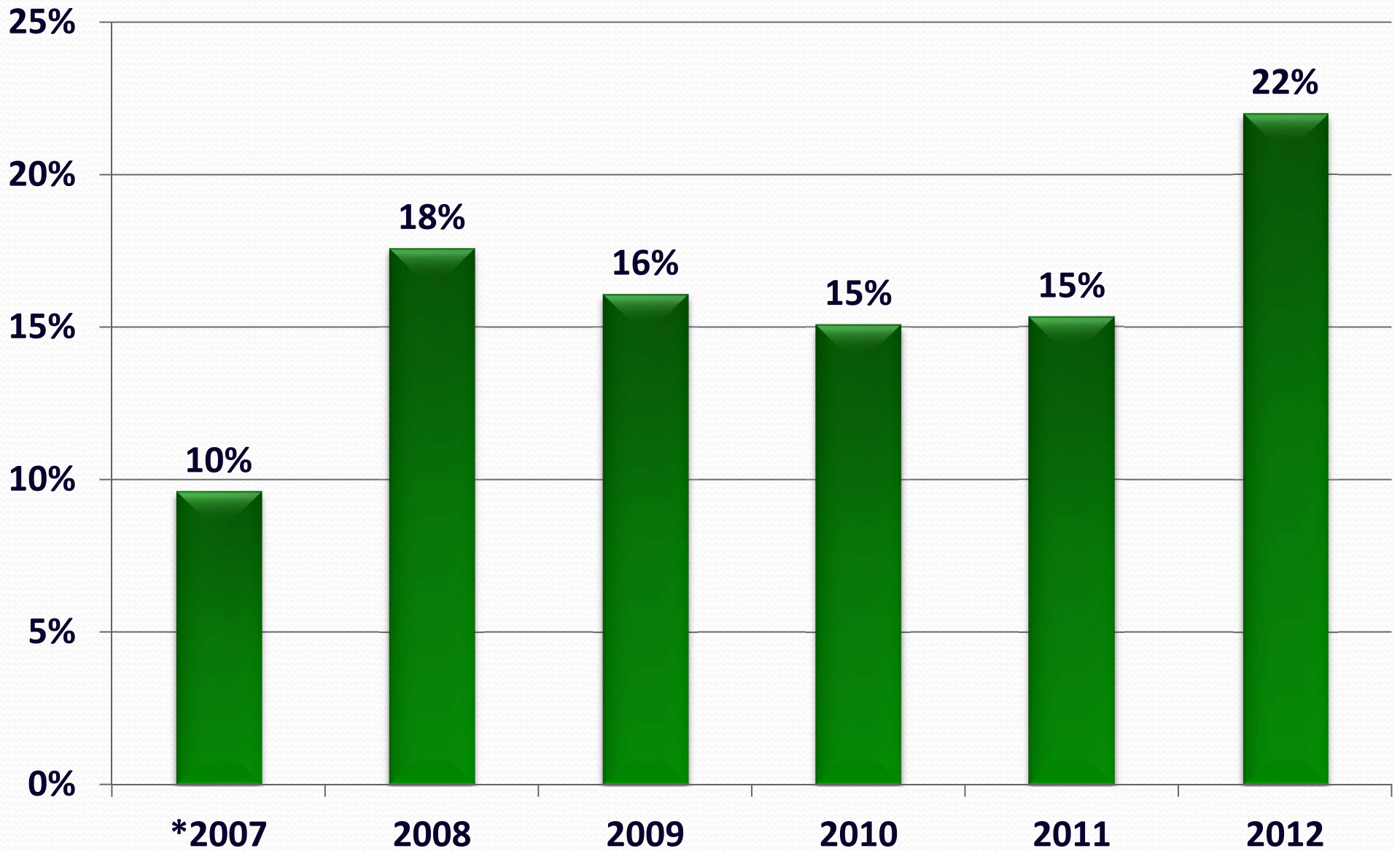
# Sheltered and Unsheltered Individuals

◆ Sheltered Individuals

■ Unsheltered Individuals

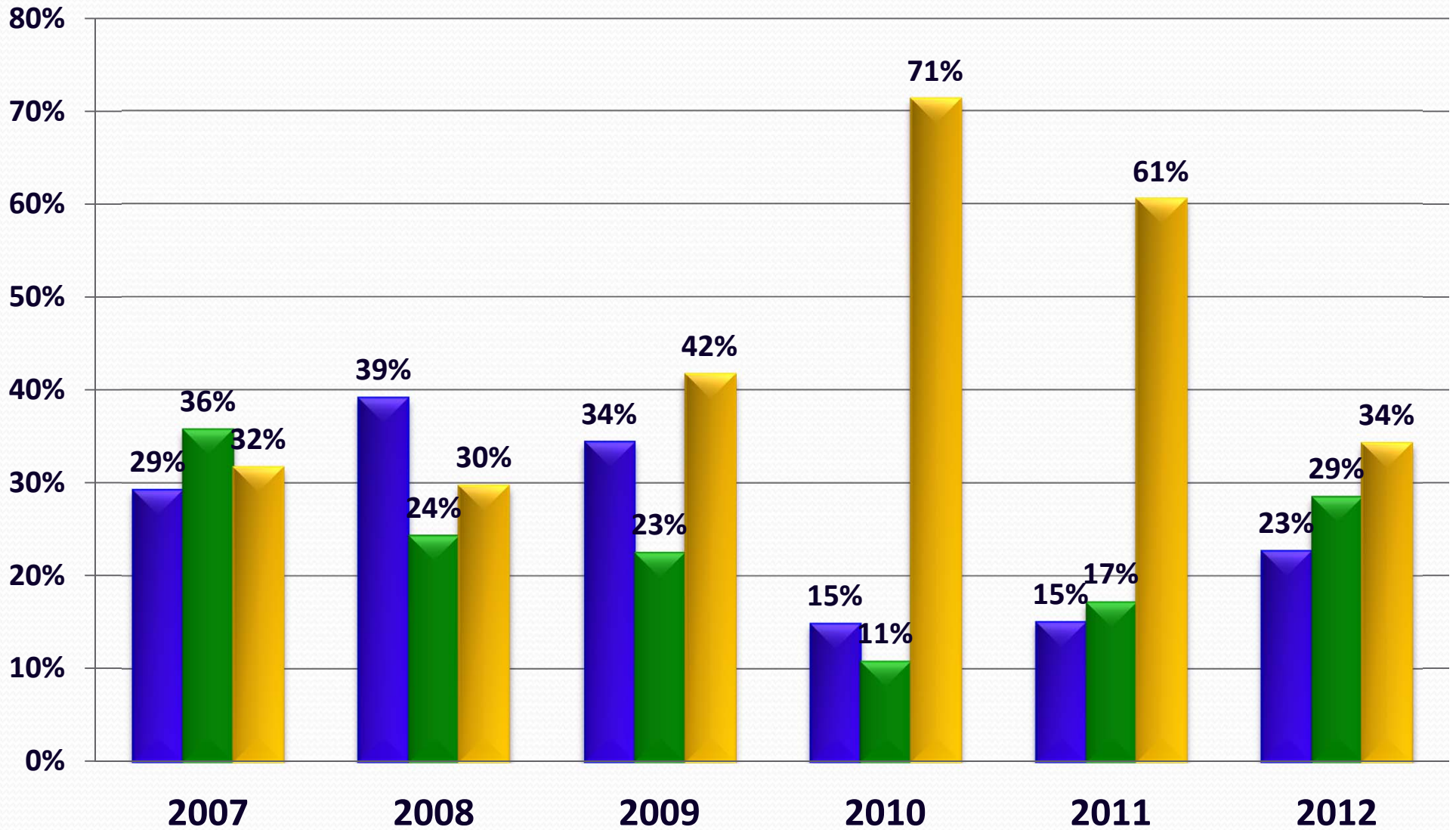


## Veterans: Sheltered and Unsheltered



## Extent of homelessness: Unsheltered Only

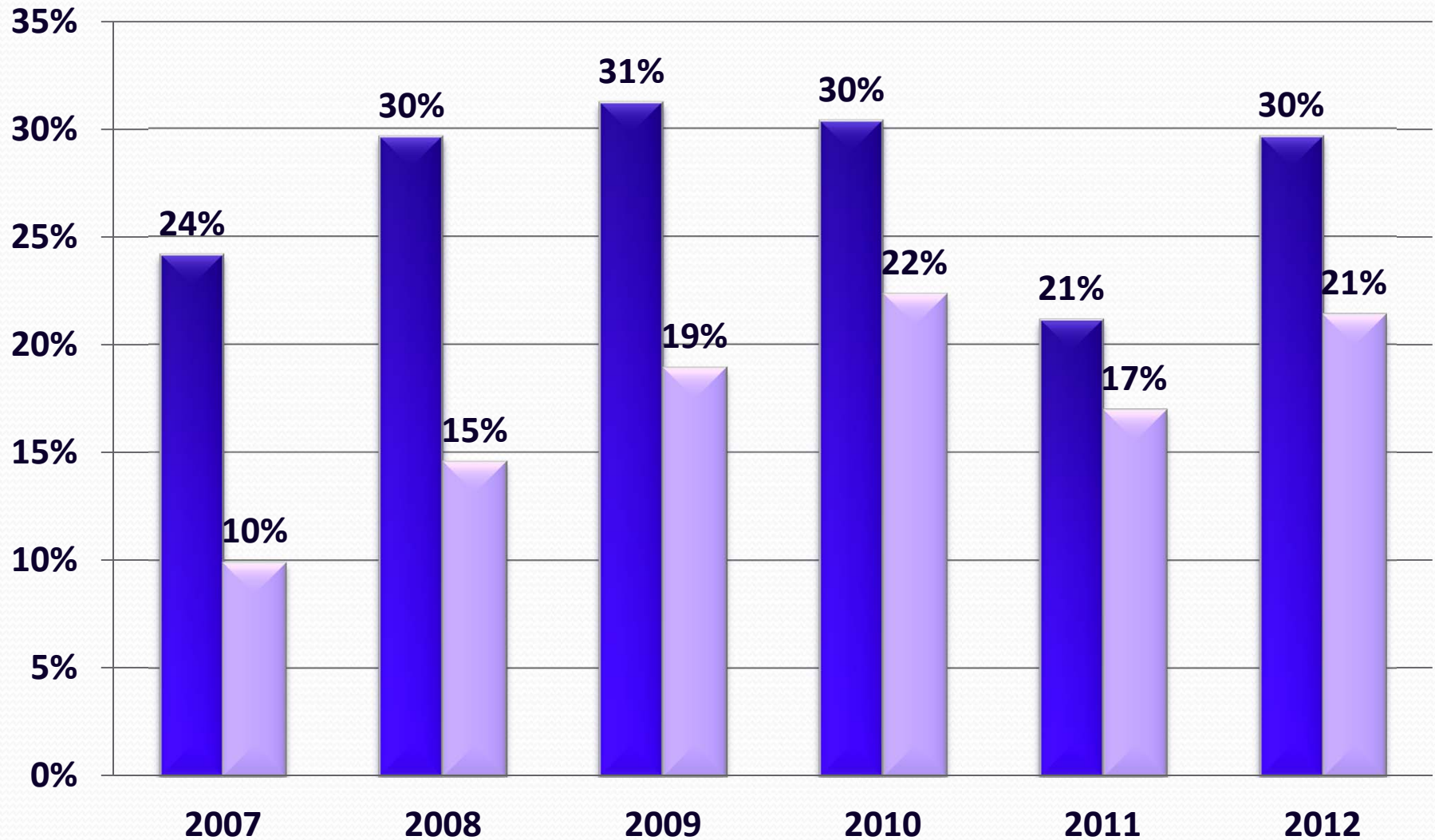
■ First Time Homeless ■ Episodic - More than 1 time in past ■ Chronic - More than 1 year or 4 times in past 3 years



# Disabling Conditions: Sheltered and Unsheltered

Multiple responses valid

■ Substance Abuse    ■ Serious Mental Illness



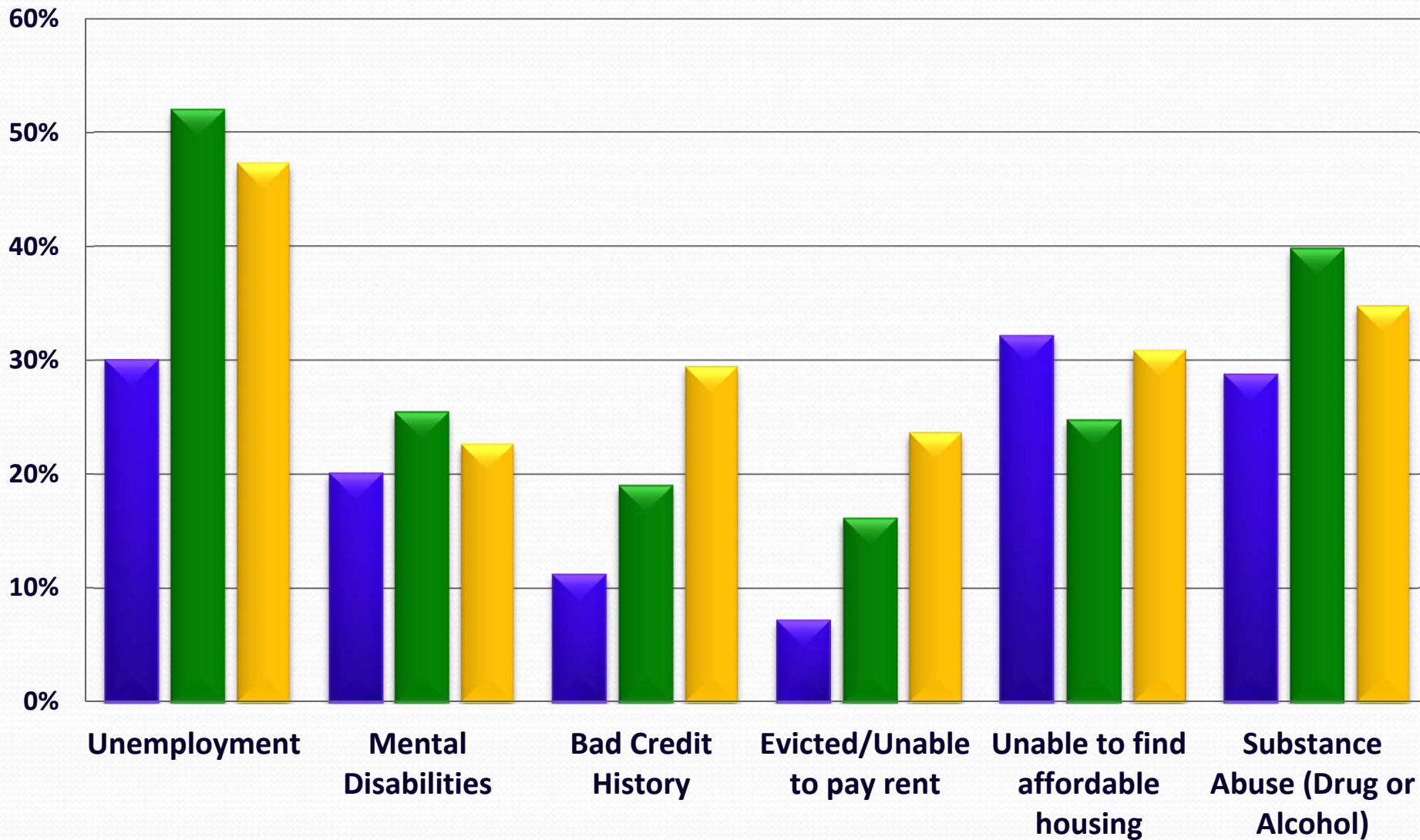
# Homeless Situations: Unsheltered Only

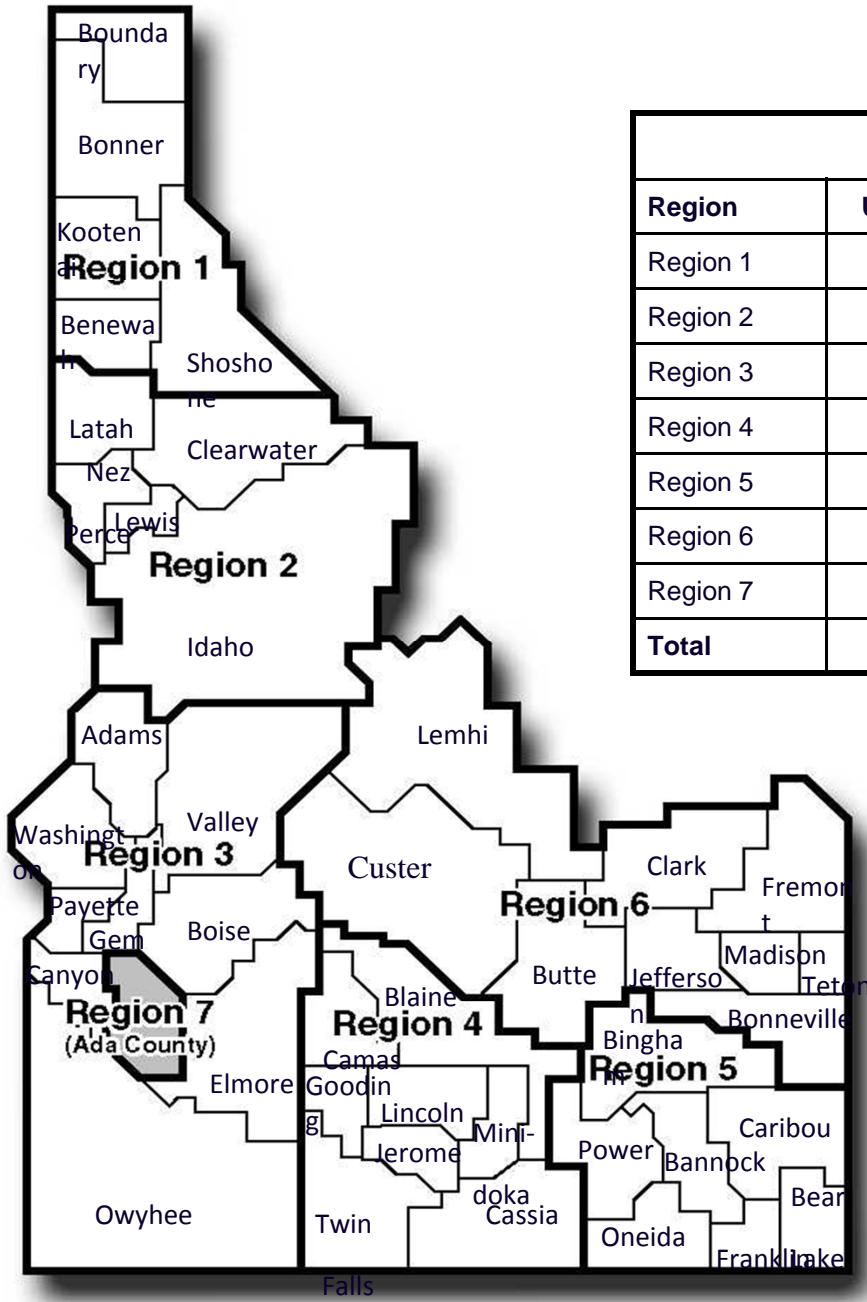
Multiple responses valid

2010

2011

2012





Point-in-Time Count				
Region	Unsheltered	Sheltered	Total	% of Total
Region 1	250	177	427	22%
Region 2	41	70	111	6%
Region 3	66	201	267	14%
Region 4	8	89	97	5%
Region 5	37	71	108	5%
Region 6	31	173	204	10%
Region 7	53	701	754	38%
<b>Total</b>	<b>486</b>	<b>1482</b>	<b>1968</b>	<b>100%</b>





# PIT Report - Additional Information

- Detail by region
- State report available on the IHFA website [www.ihfa.org](http://www.ihfa.org)
- For additional information and/or data requests please contact Jennifer Otto at 208 424-7015 or email [hmis@ihfa.org](mailto:hmis@ihfa.org)