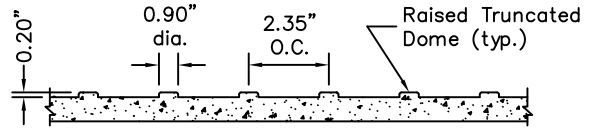
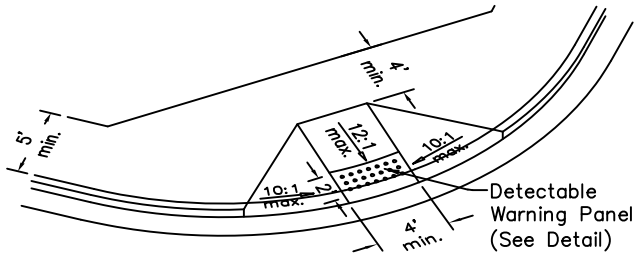


Section View

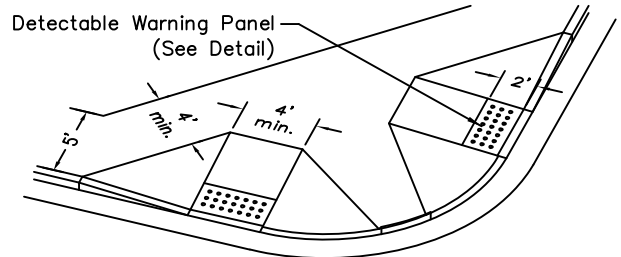


Detectable Warning Pattern
"Armour Tile" or Approved Equal



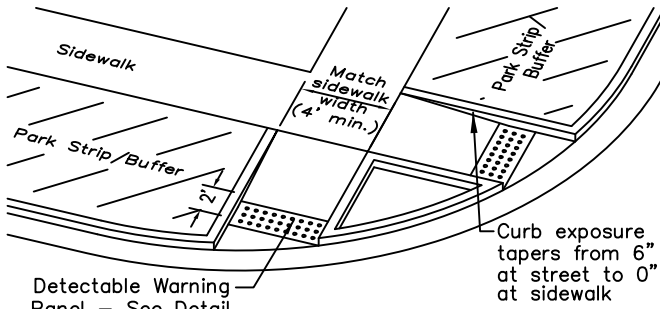
Type 'A'

Single Ramp, Contiguous Sidewalk
For Constrained Conditions Only
Requires Written Approval from the City Engineer



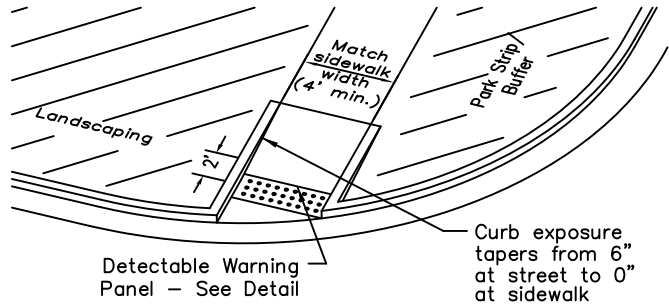
Type 'B'

Double Ramp, Contiguous Sidewalk



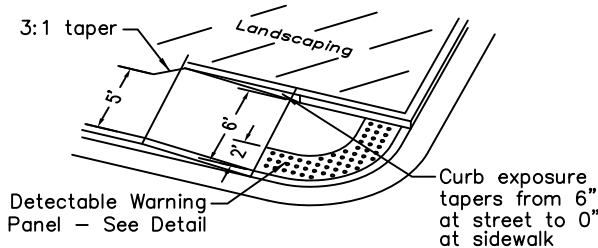
Type 'C'

Double Ramp, Detached Sidewalk



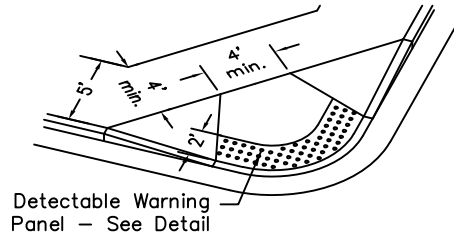
Type 'D'

Single Ramp, Detached Sidewalk



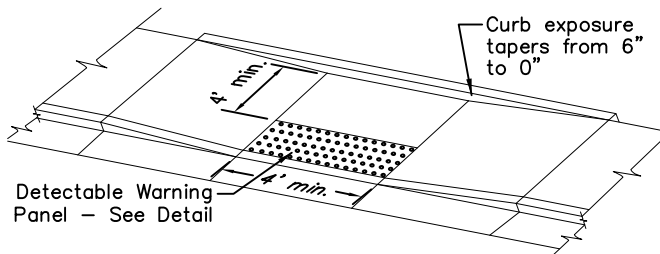
Type 'E'

Small Radius, Single Ramp, Sidewalk in One Direction



Type 'F'

Small Radius, Single Ramp
Constrained Conditions Only



Type 'G'

Parallel Type, Constrained Conditions

NOTES:

1. Ramp types B or C are required unless approved by the City Engineer.
2. Ramps shall not conflict with catch basins or curb inlets.
3. Maximum ramp running slope = 8.3%
4. Maximum ramp cross slope = 2.0%
5. Combinations of ramp types may be required at some intersections

REVISION	APPROVED	DATE	CITY OF COEUR d'ALENE STANDARD DRAWING	APPROVED BY:		
				PEDESTRIAN RAMP	<i>Chris Booley</i>	6/18/18
					CITY ENGINEER, PE 10804	DATE:
					DWG NO.	C-14