



**A CONTINUED MEETING OF
THE CITY COUNCIL
June 26, 2023, 12:00 Noon
Library Community Room**

AGENDA

A. CALL TO ORDER-

1. Overview of the 2023-2024 Preliminary Budget

Presented by: Vonnie Jensen, Comptroller

B. ADJOURNMENT

2023-24 Preliminary Budget



FY 23-24 Preliminary Budget Highlights

New Positions – 2 Firefighters*	\$280,299
6 Positions eliminated	\$483,149
3% Property Tax Increase	\$767,514
Estimated New Growth **	\$290,481
Total Increase to Revenues	\$209,929
Total Increase to Personnel	\$2,249,177
Total Increase to Services & Supplies	\$166,931
Total Decrease to Capital Outlay	(\$3,264,584)
Increase in use of Fund Balance	\$2,120,124

*Paid through KCEMSS

** Value of new construction (7/24/2023) and taxable valuation (8/7/2023) from the County

General Fund REVENUES

Changes Year over Year

3% Increase Property Tax	\$767,514
New Growth - estimated	\$290,481
Increase in use of Fund Balance	\$2,120,124
Increase in Franchise Fees	\$464,000
Decrease in State Revenues – see next slide	(\$179,616)
Decrease in Grants	(\$4,329,804)
Increase in KCEMSS	\$303,538
Increase in Interfund Overhead Transfer	\$150,386
Increase in Transfer from Annexation Fund	\$165,000
Increase in Interest Earnings	\$383,283
Other increases and decreases	\$75,023

See page 5 of preliminary budget for more detail

General Fund – Highway User Fees

2022-23 - General Fund	\$3,042,253
2022-23 - Streets Capital Projects Fund – HB354	\$990,193
Total Estimate of Highway User Fees FY 22-23	\$4,032,446
FY 22-23 Highway User Fees budgeted	\$3,218,036

2023-24 Preliminary Budget – General Fund	\$3,002,199
2023-24 Preliminary Budget – Street Capital Projects Budget – HB 354	\$1,330,467
Total Estimate of Highway User Fees FY 23-24	\$4,332,666

15th Street - \$1,309,926
Atlas - Kathleen to Newbrook - \$1,010,734

General Fund – Personnel Changes

Cost of Merit Increases	\$237,053
Change in PERSI rates*	\$157,836
COLA Increases – 4.5% Police / 3% Fire / Preliminary 4% LCEA	\$1,747,685
Preliminary 3% Increase to Health Insurance	\$145,806
2 Firefighter Positions added	\$280,299
Deleted positions and reorganizations	(\$477,680)
Changes to part-time, overtime & specialty pay	\$235,646
Health Insurance changes not due to annual increase	(\$77,468)
Total increase to personnel expenses	\$2,249,177

*Public Safety PERSI rate going from 12.28% to 13.26% and then to 13.98%
 General PERSI rate going from 11.94% to 11.18% and then to 11.96%
 Changes on July 1st of each year

General Fund Budgeted Wages and Benefits FY 23-24 compared to FY 22-23

	FY 22-23 Budget	FY 23-24 Projected	Increase (Decrease)
MAYOR/COUNCIL	\$249,035	\$266,305	17,270
ADMIN	317,916	239,084	(78,832)
FINANCE	765,897	814,637	48,740
MUNICIPAL SERVICES	1,469,170	1,477,691	8,521
HUMAN RESOURCES	366,503	353,721	(12,782)
CITY ATTORNEY	1,225,988	1,283,643	57,655
PLANNING	697,216	727,680	30,465
BUILDING MAINTENANCE	320,137	340,176	20,039
POLICE	16,880,007	17,957,646	1,077,639
POLICE- Grants	84,594	89,622	5,028
FIRE	11,465,359	12,626,429	1,161,071
STREETS	3,534,437	3,388,219	(146,218)
PARKS	2,112,826	2,077,662	(35,164)
RECREATION	599,865	651,164	51,299
BUILDING INSPECTION	1,019,158	1,063,604	44,446
TOTAL	41,108,108	43,357,284	2,249,177

Includes 4.5% COLA for Police - sworn, 4% COLA for Police – nonsworn,
 3% COLA for Fire, 4% COLA for LCEA, includes scheduled merit increases,
 3% increase to health insurance

**FY 22-23 Budgeted positions eliminated in
FY 23-24 Preliminary Budget**

Streets	Electrician Apprentice	\$84,041
Streets	Heavy Equipment Operator	\$84,041
Administration	Communications Specialist	\$87,206
Parks	Department Support	\$72,157
Municipal Services	Dept Specialist	\$69,819
Police	Applications Analyst	\$85,885
Total		\$483,149

General Fund – Budgeted Use of Fund Balance

Dept		Budgeted	ARPA	Designated	Undesignated
Bldg Maint	Capital	\$31,000			\$31,000
MS	Capital	\$18,000			\$18,000
Police	Bldg Expansion	\$1,500,000	\$1,500,000		
Police	Vehicles	\$751,600			\$751,600
Streets	Capital	\$250,000			\$250,000
Streets	Remodel	\$500,000	\$100,000	\$400,000	
Parks	Capital	\$107,026			\$107,026
Streets	Hwy User Fees	\$1,980,267		\$1,915,482	\$64,785
All Depts	Fund Balance	\$580,856			\$580,856

General Fund – Budgeted Use of Fund Balance – Continued

General Fund Capital Outlay - undesignated	\$1,157,626
Street Department Remodel - designated	\$400,000
Designated Highway User Fees	\$41,915,482
Undesignated Highway User Fees	\$64,785
Use of Fund Balance for ongoing expenses	\$580,856
Total Fund Balance use included in budget (page 1)	\$4,118,749
Designated General Fund Fund Balance 9/30/2022	\$6,410,305
Undesignated General Fund Fund Balance 9/30/2022	\$11,880,092 (20.7%)
Total Fund Balance 9/30/2022	\$18,290,397
Undesignated General Fund Fund Balance 9/30/2022	\$11,880,092 (20.7%)
Budgeted use of Undesignated Fund Balance	\$1,803,267
Estimated Fund Balance at 9/30/2024	\$10,076,825 (17.6%)

Changes from Submitted Budgets to Preliminary Budget

Administration	Communications Specialist	\$87,206
Municipal Services	Department Specialist	\$69,819
Municipal Services	City-wide automation	\$13,134
Legal	Assistant City Attorney	\$108,883
Police	Applications Analyst	\$85,885
Police	Travel and Training	\$14,000
Streets	Electrician Apprentice	\$84,041
Streets	Heavy Equipment Operator	\$84,041
Streets	Overlay / Chip Seal	\$250,000
Parks	Tractor	\$30,000
Parks	Pickup Truck	\$40,000
Parks	Dept Support	\$72,157
Recreation	Miscellaneous services and supplies	\$20,400

Questions?

CITY OF COEUR D'ALENE
2023-24 PRELIMINARY BUDGET

Budget Changes Year over Year - General Fund & Library

		FY 22-23 Adopted Budget	FY 23-24 Proposed Budget	Increase (Decrease) Over Previous Yr
Mayor / Council		259,163	276,433	17,270
Increase in Wages/FICA/Medicare/PERSI	17,258			
Decrease in Insurances	(2,791)			
3% Increase in Health Insurance	2,803			
	<u>17,270</u>			
Administration		320,486	241,674	(78,812)
Remove Communications Specialist Position	(87,206)			
Decrease in PERSI rate & Increase in FICA Limit	(230)			
4% COLA	8,335			
3% Increase in Health Insurance	269			
Increase in Services & Supplies	20			
	<u>(78,812)</u>			
Finance				
Merit increases	24,551	1,398,397	1,528,577	130,180
4% COLA	25,882			
Decrease in PERSI	(2,992)			
3% Increase in Health Insurance	2,930			
Decrease in Insurances	(1,631)			
Increase in Administration of Flexible Spending Accounts	640			
Semi-annual mandatory Actuarial Study for Police Retirement	4,800			
Increase in ICRMP Insurance Premiums	76,000			
	<u>130,180</u>			
Municipal Services		3,000,885	2,543,814	(457,071)
Merit Increases	32,690			
4% COLA	46,452			
Decrease in PERSI	(5,730)			
3% Increase in Health Insurance	5,498			
Remove Department Specialist Position	(69,819)			
Decrease in Health Insurance due to turnover	(570)			
Decrease in Citywide Automation Plan	(458,831)			
Decrease in Software Licensing	(37,593)			
Increase in Antivirus Software	10,696			
Decrease in Jobs Plus	(5,000)			

CITY OF COEUR D'ALENE

2023-24 PRELIMINARY BUDGET

Budget Changes Year over Year - General Fund & Library

		FY 22-23 Adopted Budget	FY 23-24 Proposed Budget	Increase (Decrease) Over Previous Yr
Increase in other Miscellaneous Service & Supplies	7,136			
Copier Replacement	18,000			
	<u>(457,071)</u>			
Human Resources		452,421	490,280	37,859
Merit Decrease due to turnover	(15,616)			
4% COLA	11,700			
Decrease in PERSI	(1,398)			
3% Increase in Health Insurance	905			
Decrease in health insurance due to turnover	(8,373)			
Increase to Employee Assistance Program	48,156			
Increase to Citywide Training	1,200			
Increase to Dues and Subscriptions	1,285			
	<u>37,859</u>			
Legal Department		1,361,438	1,346,643	(14,795)
Merit increases	30,782			
4% COLA	41,118			
Decrease in PERSI	(4,836)			
3% Increase in Health Insurance	4,676			
Decrease in Insurances due to turnover	(14,086)			
Decrease in Technology - Case Mgmt System (ARPA)	(71,850)			
Decrease in other Services and Supplies	(599)			
	<u>(14,795)</u>			
Planning		759,266	781,730	22,464
Merit Increase	296			
4% COLA	23,380			
Decrease in PERSI	(2,708)			
Reorganization from Planning Tech to Planner I	5,467			
3% Increase in Health Insurance	2,489			
Increase in Insurances due to turnover	1,540			
Decrease in Professional Services - Connect Kootenai	(10,000)			
Increase in Professional Services	5,000			
Decrease in other Services and Supplies	(3,000)			
	<u>22,464</u>			

CITY OF COEUR D'ALENE

2023-24 PRELIMINARY BUDGET

Budget Changes Year over Year - General Fund & Library

	FY 22-23 Adopted Budget	FY 23-24 Proposed Budget	Increase (Decrease) Over Previous Yr
Building Maintenance	694,637	686,776	(7,861)
Merit Increase	9,173		
4% COLA	10,615		
Decrease in PERSI	(1,212)		
3% Increase in Health Insurance	1,358		
Increase in Insurances	105		
Increase in Contract Services	25,000		
Increase in Other Services and Supplies	6,100		
Decrease in Capital Outlay	(59,000)		
	<u>(7,861)</u>		
Police	22,112,121	21,908,864	(203,257)
Merit Decrease due to turnover	(25,131)		
FY 22-23 extra 3% COLA over 5% budgeted	359,859		
4.5% COLA Sworn & 4% support staff	649,400		
Increase in PERSI	111,007		
3% Increase in Health Insurance	54,856		
Increase in Insurances	84,122		
Remove part-time budget for reserves	(65,561)		
Remove Applications Analyst position	(85,885)		
Increase in Operating Supplies	32,291		
Increase in Technology	31,300		
Decrease in Fuels and Lubes	(47,520)		
Increase in Software Maintenance Fees	32,225		
Increase in Motorcycle Program	12,270		
Decrease in Repairs and Maintenance	(20,300)		
Increase in Other Services and Supplies	5,610		
Decrease in Police Dept Expansion	(1,500,000)		
Increase in Patrol Vehicles & Equipment for Vehicles	168,200		
	<u>(203,257)</u>		

CITY OF COEUR D'ALENE

2023-24 PRELIMINARY BUDGET

Budget Changes Year over Year - General Fund & Library

		FY 22-23 Adopted Budget	FY 23-24 Proposed Budget	Increase (Decrease) Over Previous Yr
Fire		13,325,161	13,576,203	251,042
	Merit Increase	127,066		
	FY 22-23 extra 1% COLA over 5% budgeted	70,515		
	3% COLA & Stipend increases	282,148		
	Additional Firefighters - 2	280,299		
	Increase in FLSA	84,070		
	Increase in Holiday Pay	187,259		
	Increase in PERSI	94,750		
	3% Increase in Health Insurance	42,565		
	Decrease in Insurances	(7,602)		
	Increase in Protective Clothing	11,600		
	Increase in Minor Equipment	49,200		
	Increase in Communications	23,763		
	Decrease in Other Services and Supplies	(7,981)		
	Decrease in Capital Outlay	(986,610)		
		<u>251,042</u>		
Streets		7,858,838	7,103,382	(755,456)
	Decrease in Merit increases due to turnover	(27,755)		
	4% COLA	110,478		
	Decrease in PERSI	(16,266)		
	Remove Electrician Apprentice Position	(84,041)		
	Remove Heavy Equipment Operator Position	(84,041)		
	3% Increase in Health Insurance	15,118		
	Decrease in Insurances	(59,711)		
	Increase to Fuel and Lubes	22,500		
	Increase in Deice Materials / Chemicals	15,000		
	Increase in Loader Payments	20,747		
	Increase in R/M Traffic Lights	20,000		
	Increase in Minor Equipment	5,000		
	Increase in Equipment Rental	5,000		
	Increase in KMPO	5,315		
	Decrease in other Services and Supplies	(800)		

CITY OF COEUR D'ALENE

2023-24 PRELIMINARY BUDGET

Budget Changes Year over Year - General Fund & Library

		FY 22-23 Adopted Budget	FY 23-24 Proposed Budget	Increase (Decrease) Over Previous Yr
Decrease in Street Dept Remodel	(500,000)			
Decrease in Capital Outlay	(202,000)			
	<u>(755,456)</u>			
Parks		3,041,376	2,936,398	(104,978)
Merit Increase	43,816			
4% COLA	57,139			
Decrease in PERSI	(6,613)			
Remove Department Support position	(72,157)			
3% Increase in Health Insurance	6,910			
Decrease in Insurances	(64,259)			
Increase in Operating Supplies and Minor Equipment	8,860			
Increase in Repair and Maintenance	3,960			
Increase in Portable Restrooms	2,250			
Increases in other Services and Supplies	2,090			
Decrease in Capital Outlay	(86,974)			
	<u>(104,978)</u>			
Recreation		815,215	811,114	(4,101)
Merit Increase	3,374			
4% COLA	16,728			
Decrease in PERSI	(1,957)			
Increase in Part time	29,878			
3% Increase in Health Insurance	1,656			
Increase in Insurances	1,620			
Decrease in Operating Supplies	(1,900)			
Decrease in R/M Buildings / Grounds	(5,000)			
Decrease in Skateboard Park - in Parks budget	(1,000)			
Decrease in Professional Services	(14,500)			
Increase in Special Needs Recreation	2,000			
Decrease in Capital Outlay	(35,000)			
	<u>(4,101)</u>			

CITY OF COEUR D'ALENE

2023-24 PRELIMINARY BUDGET

Budget Changes Year over Year - General Fund & Library

		FY 22-23 Adopted Budget	FY 23-24 Proposed Budget	Increase (Decrease) Over Previous Yr
Building Inspection		1,123,236	1,107,913	(15,323)
Merit Increase	16,548			
4% COLA	33,937			
Decrease in PERSI	(3,979)			
3% Increase in Health Insurance	3,773			
Decrease in Insurances	(5,833)			
Increase in Other Services and Supplies	2,231			
Decrease in Capital Outlay	(62,000)			
	<u>(15,323)</u>			
General Government		626,300	2,019,067	1,392,767
Increase in Interest Expense	500			
Increase in Transfer to Capital Projects	1,392,267			
	<u>1,392,767</u>			
TOTAL GENERAL FUND		<u>57,148,940</u>	<u>57,358,868</u>	<u>209,928</u>
Library		1,948,445	2,001,695	53,250
Merit Increase	9,321			
4% COLA	51,971			
Decrease in PERSI	(3,330)			
3% Increase in Health Insurance	4,872			
Decrease in Insurances	(23,584)			
Increase in Part-time	24,000			
Decrease in Travel and Training	(5,000)			
Decrease in Utilities	(5,000)			
	<u>53,250</u>	<u>1,948,445</u>	<u>2,001,695</u>	<u>53,250</u>

FY 2023-24 Preliminary Budget

Wages/FICA/Medicare/PERSI/Workmans Comp

4% LCEA
4.5% Sworn
4% Support

	Cost of Merit	Change in PERSI	3% Fire Cost of COLA	3.0% Health Ins Increase	New and Eliminated Postions and Reorganization	Changes to PT/OT/FLSA Specialty Pay etc	Health Insurance Changes not related to annual increase	Total Increase	FY 22-23 total	FY 23-24 total
Mayor / Council	17,258			2,803			(2,791)	17,270	\$249,035	\$266,305
Administration		(230)	8,335	269	(87,206)			(78,832)	317,916	239,084
Finance	24,551	(2,992)	25,882	2,930			(1,631)	48,740	765,897	814,637
Municipal Services	32,690	(5,730)	46,452	5,498	(69,819)		(570)	8,521	1,469,170	1,477,691
Human Resources	(15,616)	(1,398)	11,700	905			(8,373)	(12,782)	366,503	353,721
Legal Department	30,782	(4,836)	41,117	4,677			(14,085)	57,655	1,225,988	1,283,643
Planning	296	(2,708)	23,380	2,489	5,467		1,540	30,464	697,216	727,680
Building Maintenance	9,173	(1,212)	10,616	1,357			105	20,039	320,137	340,176
Police	(25,130)	111,007	1,009,258	54,856	(85,885)	(65,561)	84,122	1,082,667	16,964,601	18,047,268
Fire	127,066	94,750	352,663	42,565	280,299	271,329	(7,602)	1,161,070	11,465,359	12,626,429
Streets	(27,755)	(16,266)	110,478	15,118	(168,082)		(59,711)	(146,218)	3,534,437	3,388,219
Parks	43,816	(6,613)	57,139	6,910	(72,157)		(64,259)	(35,164)	2,112,826	2,077,662
Recreation	3,374	(1,957)	16,728	1,656		29,878	1,620	51,299	599,865	651,164
Building Inspection	16,548	(3,979)	33,937	3,773			(5,833)	44,446	1,019,158	1,063,604
General Fund Total	237,053	157,836	1,747,685	145,806	(197,383)	235,646	(77,468)	2,249,175	41,108,108	43,357,283
Library	9,321	(3,330)	51,971	4,872		24,000	(23,584)	63,250	1,528,445	1,591,695
Cemetery	(3,870)	(661)	5,510	875			(8,241)	(6,387)	224,911	218,524
HUD	3,589	(310)	2,812	269			65	6,425	79,894	86,319
Wastewater	(15,141)	(14,182)	101,738	12,373			(9,117)	75,671	3,216,082	3,291,753
Water	8,504	(9,625)	84,164	13,364			21,836	118,243	2,777,800	2,896,043
Drainage	542	(853)	7,987	1,035			2,177	10,888	243,712	254,600
City Total	239,998	128,875	2,001,867	178,594	(197,383)	259,646	(94,332)	2,517,265	49,178,952	51,696,217

City of Coeur d'Alene - 2023-24 Preliminary Budget

Submitted Budgets

Use of Fund Balance

		Budgeted	ARPA	Designated Fund Balance	Undesignated Fund Balance
Building Maintenance	8th Street Shop Roof Replacement	25,000			25,000
Building Maintenance	Police Pole Building Hot Water upgrade	6,000			6,000
Municipal Services	Copier replacement	18,000			18,000
Police Department	Police Department Expansion	1,500,000	1,500,000		
Police Department	Vehicles	751,600			751,600
Streets	Used Surplus Equipment	90,000			90,000
Streets	Vehicle Replacement	160,000			160,000
Streets	Street Department Remodel	500,000	100,000	400,000	
Parks	Riverstone 2" cap fee	18,026			18,026
Parks	Irrigation Meters	20,000			20,000
Parks	Mower	25,000			25,000
Parks	Turf Vehicles	44,000			44,000
Streets	Designated Highway User Fees	1,980,267		1,915,482	64,785
All Departments	Use of Fund Balance for ongoing expenses	580,856			580,856
		* 5,718,749	1,600,000	2,315,482	1,803,267

General Fund

Changes made from original budget submissions

Administration	Communications Specialist	\$87,206
Municipal Services	Department Specialist	69,819
Municipal Services	City-wide automation	13,134
Legal	Assistant City Attorney	108,883
Police	Applications Analyst	85,885
Police	Travel and Training	14,000
Streets	Electrician Apprentice	84,041
Streets	Heavy Equipment Operator	84,041
Streets	Overlay / Chip Seal	250,000
Parks	Tractor	30,000
Parks	Pickup Truck	40,000
Parks	Dept Support	72,157
Recreation	Miscellaneous services and supplies	20,400

Total Decrease from original budget submissions	<u>959,566</u>
---	----------------

PRELIMINARY FINANCIAL PLAN

FISCAL YEAR 2023-2024



City of
Coeur d'Alene
IDAHO

CITY OF COEUR D'ALENE
 FINANCIAL PLAN, FISCAL YEAR 2023-2024
 TABLE OF CONTENTS

FINANCIAL PLAN	1
EXPENDITURE HISTORY	2
GENERAL FUND DEPARTMENTS / DIVISIONS:	
General Fund Income Statement	4
Revenue Projection	5
Mayor and City Council	6
Administration	8
Finance Department	9
Municipal Services	11
Human Resources	14
Legal Department	17
Planning Department	26
Building Maintenance	29
Police Department	31
Fire Department	40
Street / Engineering Department	43
Parks Department	45
Recreation Department	47
Building Inspection Department	49
General Government	51
VEHICLE REPLACEMENT SCHEDULE	52
SPECIAL REVENUE FUNDS:	
Financial Summary	63
Library Fund	64
Community Development Block Grant	67
Impact Fees Fund	70
Parks Capital Improvements Fund	71
Annexation Fees Fund	73
Cemetery Fund	74
Cemetery Perpetual Care Fund	76
Jewett House	77
Reforestation / Street Trees / Community Canopy Fund	78
Public Art Fund /ignite Public Art Fund / Public Art Fund - Maintenance	81

CITY OF COEUR D'ALENE
 FINANCIAL PLAN, FISCAL YEAR 2023-2024
 TABLE OF CONTENTS

ENTERPRISE FUNDS:	
Financial Summary	84
Street Lighting Fund	85
Water Fund	86
Water Capitalization Fee Fund	90
Wastewater Fund	91
Wastewater Capitalization Fee Fund	96
Sanitation Fund	97
Public Parking Fund	98
Drainage Fund.	100
FIDUCIARY FUNDS:	
Financial Summary	102
Police Retirement Fund	103
Kootenai County Solid Waste	104
Homeless Donations	105
Business Improvement District	106
CAPITAL PROJECTS FUND:	
Capital Projects Fund Financial Summary	107
DEBT SERVICE FUND:	
Financial Summary	110
General Obligation Bonds - 2015 Issue	111
FIVE YEAR CAPITAL IMPROVEMENTS PLAN	
Streets	112
Library	113
Cemetery	114
Parks Capital Improvements	115
Water	117
Wastewater	118
Drainage	119
STAFFING LEVEL REPORT	120

**CITY OF COEUR D'ALENE
FINANCIAL PLAN, FISCAL YEAR 2023-24
ALL CITY FUNDS**

GENERAL FUND	REVENUES					EXPENDITURES					ENDING BALANCE
	BEGINNING BALANCE	PROPERTY TAXES	TRANSFERS IN	OTHER INCOME	TOTAL REVENUES	WAGES/BENEFITS	SERVICES/SUPPLIES	CAPITAL OUTLAY	TRANSFERS OUT	TOTAL EXPENDS	
Mayor/Council Administration						\$266,305	\$10,128			\$276,433	
Finance Department						239,084	2,590			241,674	
Municipal Services						814,637	713,940			1,528,577	
Human Resources						1,477,691	1,048,123	\$18,000		2,543,814	
Legal Department						353,721	136,559			490,280	
Planning Dept						1,283,643	63,000			1,346,643	
Building Maintenance						727,680	54,050			781,730	
Police Department						340,176	315,600	31,000		686,776	
Police Grants						17,957,646	1,932,595	1,929,000		21,819,241	
Fire Department						89,622				89,622	
Streets/Engineering						12,626,429	949,774			13,576,203	
Parks Department						3,388,219	2,965,163	750,000		7,103,382	
Recreation Dept.						2,077,662	751,710	107,026		2,936,398	
Building Inspection						651,164	159,950			811,114	
General Government						1,063,604	44,309			1,107,913	
TOTALS	\$4,118,749	\$24,678,537	\$3,545,599	\$25,015,983	\$57,358,868		18,800		\$2,000,267	2,019,067	
\$4,118,749	\$24,678,537	\$3,545,599	\$25,015,983	\$57,358,868	\$43,357,284	\$9,166,291	\$2,835,026	\$2,000,267	\$57,358,868		
SPECIAL FUNDS:											
Library Fund	\$164,872	\$1,811,273		\$25,550	\$2,001,695	\$1,591,695	\$220,000	\$190,000		\$2,001,695	
CDBG				389,963	389,963	86,319	303,644			389,963	
Impact Fees				675,000	675,000		10,000		\$53,000	63,000	612,000
Parks Capital Imp.	70,000		\$200,000	587,000	857,000		56,500	653,560		710,060	146,940
Annexation Fees	1,041,000				1,041,000				520,000	520,000	521,000
Cemetery Fund	100,874			256,800	357,674	218,524	86,650		52,500	357,674	
Cemetery Perpetual Care	1,000,000		72,500	7,000	1,079,500		4,500			4,500	1,075,000
Jewett House	615			28,000	28,615		28,615			28,615	
Reforestation	6,500				6,500		6,500			6,500	
Street Trees	60,000			52,000	112,000		112,000			112,000	
Community Canopy				1,500	1,500		1,500			1,500	
Public Art Fund	534,000			18,500	552,500		29,500	210,000		239,500	313,000
TOTALS	\$2,977,861	\$1,811,273	\$272,500	\$2,041,313	\$7,102,947	\$1,896,538	\$859,409	\$1,053,560	\$625,500	\$4,435,007	\$2,667,940
ENTERPRISE:											
Street Lighting Fund	\$35,200			\$725,000	\$760,200		\$760,200			\$760,200	
Water Fund	3,776,059		3,000,000	7,586,000	14,362,059	\$2,896,043	5,009,600	\$5,717,240	\$739,176	14,362,059	
Wastewater Fund	8,300,000		3,499,100	15,922,776	27,721,876	3,291,753	11,316,441	12,237,000	876,682	27,721,876	
Water Cap Fees	1,819,800			1,180,200	3,000,000				3,000,000	3,000,000	
WWTP Cap. Fees	1,500,000			1,999,100	3,499,100				3,499,100	3,499,100	
Sanitation Fund	626,000			4,690,000	5,316,000		4,601,600		713,982	5,315,582	418
Public Parking Fund	880,000			1,000,000	1,880,000		1,085,200		693,729	1,778,929	101,071
Drainage Utility Fund	604,000			1,982,630	2,586,630	254,600	987,000	1,143,000	202,030	2,586,630	
TOTALS	\$17,541,059		\$6,499,100	\$35,085,706	\$59,125,865	\$6,442,395	\$23,760,041	\$19,097,240	\$9,724,699	\$59,024,375	\$101,490
FIDUCIARY FUNDS	\$465,000	\$152,000		\$3,247,200	\$3,864,200		\$3,447,200			\$3,447,200	\$417,000
CAPITAL FUNDS			\$2,033,267	\$2,565,306	\$4,598,573			\$4,598,573		\$4,598,573	
DEBT SERVICE FUNDS		\$876,307			\$876,307		\$876,307			\$876,307	
GRAND TOTAL	\$25,102,669	\$27,518,117	\$12,350,466	\$67,955,508	\$132,926,760	\$51,696,218	\$38,109,248	\$27,584,399	\$12,350,466	\$129,740,331	\$3,186,429

**CITY OF COEUR D'ALENE
FINANCIAL PLAN, FISCAL YEAR 2023-24
EXPENDITURE HISTORY AND ADOPTED BUDGET**

FUND/ DEPARTMENT	2019-20 ACTUAL	2020-21 ACTUAL	2021-22 ACTUAL	2021-23 BUDGET	2023-24 BUDGET
GENERAL FUND:					
Mayor/Council	\$269,534.84	\$249,874.53	\$254,747.46	\$259,163	\$276,433
Administration	210,139.12	215,457.99	222,015.15	320,486	241,674
Finance	1,197,051.72	1,242,197.32	1,275,274.65	1,398,397	1,528,577
Municipal Services	2,113,649.77	1,942,986.63	1,984,201.46	3,000,885	2,543,814
Human Resources	387,191.80	411,248.18	409,241.91	452,421	490,280
City Attorney	1,336,657.98	1,258,520.44	1,278,791.65	1,361,438	1,346,643
Planning	830,680.24	730,488.66	712,035.28	759,266	781,730
Building Maintenance	686,060.63	483,773.43	742,835.52	694,637	686,776
Police	15,344,192.10	15,810,518.09	16,902,585.39	22,027,527	21,819,241
Police Grants	232,059.14	182,261.10	131,317.43	84,594	89,622
K.C.J.A. Task Force	4,034.37	1,867.60	125,307.64		
Fire	11,225,391.75	11,022,715.57	11,841,869.40	13,325,161	13,576,203
Streets / Engineering / Garage	5,273,945.87	4,404,075.42	4,657,527.14	7,858,838	7,103,382
Parks	2,377,601.98	2,227,874.89	2,378,931.30	3,041,376	2,936,398
Recreation	630,131.52	644,877.73	710,866.63	815,215	811,114
Building Inspection	930,449.51	939,758.00	1,004,208	1,123,236	1,107,913
General Government	2,360,530.14	1,318,366.38	589,955.57	626,300	2,019,067
TOTAL GENERAL FUND	\$45,409,302.48	\$43,086,861.96	\$45,221,711.67	\$57,148,940	\$57,358,868
SPECIAL REVENUE FUNDS:					
Library Fund	\$1,737,509.69	\$1,660,834.72	\$1,757,992.94	\$1,948,445	\$2,001,695
Community Dvlpmnt Block Grant	295,904.46	511,563.67	453,407.51	780,243	389,963
Impact Fees Fund	320,288.18	151,851.10	357,588.73	554,446	63,000
Parks Capital Improvements	1,401,400.50	669,335.91	431,361.15	463,614	710,060
Annexation Fees Fund	99,000.00	184,000.00	175,000.00	355,000	520,000
Cemetery Fund	371,612.61	325,591.30	443,429.02	363,711	357,674
Cemetery Perpetual Care	190,494.38	165,035.23	164,630.98	86,000	4,500
Jewett House	10,613.17	16,003.75	17,807.40	139,700	28,615
Reforestation	(1,100.00)	5,241.84	712.04	6,500	6,500
Street Trees	90,024.57	60,575.63	65,550.85	112,000	112,000
Community Canopy	248.46	364.84	179.88	1,500	1,500
Public Art Fund	98,452.14	126,322.41	291,473.13	468,500	239,500
TOTAL SPECIAL FUNDS	\$4,614,448.16	\$3,876,720.40	\$4,159,133.63	\$5,279,659	\$4,435,007
ENTERPRISE FUNDS	\$36,333,928.30	\$44,031,305.23	\$42,910,709.30	\$55,343,524	\$59,024,375
FIDUCIARY FUNDS	3,078,427.15	3,156,335.97	3,208,444.37	3,492,454	3,447,200
CAPITAL PROJECTS	1,348,886.73	330,475.50	1,406,293.63	1,707,964	4,598,573
DEBT SERVICE FUNDS	878,930.91	876,281.23	878,406.81	880,083	876,307
TOTAL CITY	\$91,663,923.73	\$95,357,980.29	\$97,784,699.41	\$123,852,624	\$129,740,331

**CITY OF COEUR D'ALENE
FINANCIAL PLAN, FISCAL YEAR 2023-24
EXPENDITURE HISTORY (PAGE 2)**

ACCOUNT TITLE	2019-20 ACTUAL	2020-21 ACTUAL	2021-22 ACTUAL	2022-23 BUDGET	2023-24 BUDGET
ENTERPRISE FUNDS:					
Street Lighting Fund	\$697,851.90	\$700,996.71	\$732,419.13	\$760,130	\$760,200
Water Fund	11,993,999.01	12,830,278.14	11,444,598.41	14,326,675	14,362,059
Wastewater Fund	14,786,078.57	18,335,518.89	18,241,300.22	23,738,871	27,721,876
Water Cap Fees Fund	673,181.63	2,953,445.97	1,764,709.40	3,850,000	3,000,000
WWTP Cap Fees Fund	813,792.00	1,890,783.74	2,925,258.46	2,777,660	3,499,100
Sanitation Fund	4,256,479.79	4,493,292.26	4,664,325.92	5,520,365	5,315,582
City Parking Fund	1,742,068.34	1,545,666.50	1,621,063.37	1,864,965	1,778,929
Drainage Utility	1,370,477.06	\$1,281,323.02	\$1,517,034.39	2,504,858	2,586,630
TOTAL ENTERPRISE	\$36,333,928.30	\$44,031,305.23	\$42,910,709.30	\$55,343,524	\$59,024,375
FIDUCIARY FUNDS:					
Police Retirement	\$183,099.17	\$186,961.40	\$178,329.21	\$196,454	\$146,000
Kootenai County Solid Waste	2,728,076.72	2,919,497.73	2,970,152.14	3,110,000	3,115,000
Homeless Trust Fund	6,251.26	8,876.84	8,763.02	10,000	10,000
Downtown Association	161,000.00	41,000.00	51,200.00	176,000	176,200
Total Trust & Agency Funds	\$3,078,427.15	\$3,156,335.97	\$3,208,444.37	\$3,492,454	\$3,447,200
CAPITAL PROJECTS FUNDS:					
Atlas / Industrial Loop	\$585,231.44				
Atlas - Kathleen to Newbrook					\$1,010,734
Seltice Way	15,275.00				
Public Transit Sidewalk Accessibility					204,999
US 95 Upgrade	224,100.00				
Kathleen Avenue Widening	35,802.00	\$117,760.44	\$1,239,372.22		
LHTAC Pedestrian/Safety Imprvmnts			61,247.42	\$605,000	873,245
Traffic Calming	11,784.00	9,651.84	38,074.00	65,064	40,000
15th Street	7,765.50	11,070.00	2,275.00	49,900	2,300,000
Ramsey Road Rehabilitation				588,000	
Wilbur / Ramsey Signal				400,000	169,595
Lacrosse Ave / NW Blvd		186,642.12	65,324.99		
Northwest Blvd Traffic Signals	348,862.92	5,351.10			
Downtown Signal Improvement	120,065.87				
Total Capital Projects Funds	\$1,348,886.73	\$330,475.50	\$1,406,293.63	\$1,707,964	\$4,598,573
DEBT SERVICE FUNDS:					
GO Bonds	\$878,930.91	\$876,281.23	\$878,406.81	\$880,083	\$876,307
Total Debt Service Funds	\$878,930.91	\$876,281.23	\$878,406.81	\$880,083	\$876,307

GENERAL FUND

**CITY OF COEUR D'ALENE
FINANCIAL PLAN
FY 2023-2024
INCOME STATEMENT**

FUND NAME: General Fund

FUND NUMBER: 001

ESTIMATED BEGINNING GENERAL FUND FUND BALANCE, OCTOBER 1, 2023: \$4,118,749

REVENUES:

Taxes	24,678,537	
Licenses, Permits	6,629,300	
Intergovernmental Receipts	16,964,178	
Charges for Services	304,100	
Fines/Forfeitures	460,000	
Interest	428,283	
Miscellaneous	230,122	
Interfund Transfers	<u>3,545,599</u>	<u>\$53,240,119</u>

TOTAL FUNDS AVAILABLE \$57,358,868

EXPENDITURES:

Wages/Benefits	\$43,357,285	
Services/Supplies	9,166,291	
Capital Outlay	2,835,026	
Interfund Transfers	<u>2,000,267</u>	<u>\$57,358,869</u>

ESTIMATED YEAR-END GENERAL FUND FUND BALANCE, SEPTEMBER 30, 2024: (\$0)

CITY OF COEUR D'ALENE
ADOPTED BUDGET - FY 2023-24
GENERAL FUND - REVENUES

Description	2020 Actual	2021 Actual	2022 Actual	2023 8 Months	2023 Adopted	2024 Proposed	Account
Prop Tax - Current Year	\$ 21,195,208.55	\$ 16,190,813.14	\$ 21,869,263.09	\$ 14,734,007.53	\$ 23,654,549	\$ 24,678,537	001-000-3110-0000
Prop Tax - Prior Years	217,034.56	161,492.21	132,085.20	183,535.70	190,000	130,000	001-000-3120-0000
Pen & Int on Property Tax	78,655.01	69,754.86	73,015.87		70,000	70,000	001-000-3190-1000
Utility Franchise Cable	443,389.39	442,310.30	462,990.42	229,882.84	461,000	465,000	001-000-3160-0000
Utility Franchise - Gas	690,490.68	686,266.22	806,254.86	788,943.61	741,000	1,100,000	001-000-3160-1100
Utility Franchise Electric	2,249,533.49	2,368,359.30	2,424,534.38	1,246,059.39	2,406,000	2,507,000	001-000-3160-1400
Business Licenses	117,657.96	124,951.82	136,713.89	127,976.91	130,000	135,000	001-000-3210-1100
Short Term Rental permits	31,020.00	46,131.00	84,338.76	159,054.00	65,000	100,000	001-000-3210-1200
Build & Inspection Permits	1,315,868.58	1,781,998.71	2,107,903.17	1,071,069.23	1,700,000	1,700,000	001-000-3220-1100
Mechanical Inspection Permits	122,464.25	131,962.00	109,304.00	70,556.50	125,000	125,000	001-000-3220-1200
Stormwater Review	27,750.00	30,525.00	30,585.00	18,450.00	28,000	30,000	001-000-3220-1250
Business Permits	10,817.00	18,790.00	21,035.00	18,047.94	19,000	20,000	001-000-3220-1300
Plumbing Inspection Fees	202,703.72	176,313.30	295,658.47	114,187.30	230,000	185,000	001-000-3220-1600
Electrical Permits	48,871.07	84,367.85	59,598.96	47,001.65	70,000	75,000	001-000-3220-1800
Sign Permits	20,243.89	19,326.45	24,709.38	14,451.24	21,000	23,000	001-000-3220-1850
Encroachment Permits	32,284.82	29,785.00	34,225.00	19,425.00	32,000	32,000	001-000-3220-1900
Annexation & Zoning Fees	52,096.40	40,490.95	36,103.00	11,646.00	40,000	40,000	001-000-3410-1000
Project Review Fee				8,810.00		15,000	001-000-3410-1200
State Grant	8,617,343.89	288,722.65	141,828.27	45,602.40	80,999	87,510	001-000-3310-0000
Federal Grant	201,678.10	100,520.06	37,764.47	95,931.05	5,936,315	1,600,000	001-000-3320-0000
FEMA Reimbursements			39,540.77	318,700.86			001-000-3330-0000
State Liquor Tax	1,283,567.00	1,466,428.00	1,453,820.00	567,172.00	1,571,305	1,572,000	001-000-3350-1000
Highway User Tax	2,410,601.18	3,166,178.72	3,858,405.57	1,433,278.53	3,218,036	3,002,199	001-000-3350-2000
State Revenue Sharing (Sales Tax)	4,339,451.68	5,760,465.18	6,127,597.19	3,060,716.94	7,072,487	7,108,013	001-000-3350-3000
Highway District (Thru County)	685,684.78	710,157.93	679,598.48	444,471.82	710,000	710,000	001-000-3380-1000
Kootenai County EMSS	1,706,534.00	1,757,665.00	1,792,490.00	1,323,062.00	1,864,055	2,167,593	001-000-3380-3100
Other Income (Thru County)	33,429.00	34,096.22	38,321.00	38,166.83	34,000	40,000	001-000-3380-5100
Reimb - Cost of Prosecution	4,885.75	12,995.00	20,023.62	11,638.00	16,000	16,000	001-000-3380-5300
School Resource Officer	580,292.37	591,904.43	557,144.26	445,094.33	598,500	660,863	001-000-3420-3000
Printing & Photocopy Charges	1,016.69	1,021.65	574.22	3,750.75	1,000	1,000	001-000-3410-5000
Fees for document prep			800.00				001-000-3410-7000
Special Police Services	17,365.50	29,191.00	26,213.33	17,116.00	20,000	25,000	001-000-3420-1000
Ordinance Violations	13,887.20	14,918.75	9,480.36	7,301.00	14,000	14,000	001-000-3420-1340
Residential Parking Permits	1,541.00	1,460.00	1,655.00	240.00	1,500	1,500	001-000-3430-0000
Street Division Services	100,060.00	100,060.00	100,060.00	100,060.00	100,060	103,060	001-000-3430-1000
Reimbursement for Street Wear	433,190.92	454,661.57	459,700.99	273,979.67	460,000	468,000	001-000-3430-2000
Fire Department Permits	52,693.08	64,005.57	73,291.26	40,000.41	75,000	75,000	001-000-3430-1200
Fire Department Services	3,604.52	8,567.36	9,691.27	9,979.16	8,000	12,000	001-000-3430-1300
Billing Services	11,000.00	13,500.00	13,500.00	14,600.00	13,500	14,600	001-000-3430-3022
Late Fee on Utility Bills	44,162.17	29,191.25	47,113.46	45,675.37	38,000	42,000	001-000-3430-3100
Recreation	184,639.91	172,188.75	246,261.41	208,869.98	240,000	250,000	001-000-3500-1000
Maps and Books	16.43	32.00	27.00				001-000-3790-3200
District Court Traffic Fines	242,131.39	312,277.19	357,655.08	165,019.96	310,000	330,000	001-000-3350-4000
Police - Unclaimed Property	2,716.80	415.68	16,204.28	1,116.34	2,800	2,800	001-000-3420-1500
VIN Inspections	1,100.00	2,605.00	2,370.00	220.00	2,000	2,300	001-000-3420-2000
Restitutions	82,407.61	1,827.00	2,709.27	4,018.27	2,000	3,000	001-000-3610-9200
NSF Check Fees	840.00	940.00	1,000.00	420.00	1,000	1,000	001-000-3610-9300
Rents & Royalties	14,122.62	100.00	50.00				001-000-3720-3000
Surplus Asset Sale	628,096.26	62,715.00	23,754.65	12,539.34	18,000	18,000	001-000-3740-7400
Miscellaneous Revenues	62,624.44	68,920.01	714,876.02	28,709.58	55,522	79,322	001-000-3790-0000
Cash Over & Short	(26.60)	210.27	19.56	367.91			001-000-3790-2100
Donations		6,000.00	310,000.63				001-000-3791-1000
CDA TV Donations & Sponsors	8,332.00		1,666.00				001-000-3791-1200
Interfund Overhead Transfer	1,943,030.00	1,976,493.00	2,025,904.00	1,038,276.00	2,076,553	2,226,939	001-000-3991-0100
Transfer in from Parking Fund	221,221.00	210,000.00	210,000.00	210,000.00	210,000	210,000	001-000-3999-0000
Transfer in from ARPA Funds		204,739.97					001-000-3999-0000
Transfer in from Sanitation Fund		17,133.00	17,133.00	17,133.00	17,133	17,600	001-000-3999-0000
Transfer from Impact Fees	23,267.00	146,500.00		303,851.00			001-000-3999-0021
Trf from Annexation Fee Fund	99,000.00	184,000.00	175,000.00	355,000.00	355,000	520,000	001-000-3999-0024
Trf in Parks Capital Improvements	40,000.00						001-000-3999-0072
Beginning Cash					1,998,625	4,118,749	001-000-3990-0000
Beginning Cash - Drug Task Force							022-000-3990-0000
Program Income - Drug Task Force	78,624.78	22,631.76	29,541.16	21,104.72			022-000-3620-0022
Interest Earnings	191,177.70	30,759.92	83,374.99	475,610.54	45,000	428,283	001-000-3710-0000
	\$ 51,221,399.54	\$ 40,429,836.00	\$ 48,414,479.02	\$ 30,001,898.60	\$ 57,148,939	\$ 57,358,868	



City of Coeur d'Alene, Idaho
Departmental Summary and Description
Mayor / Council

Program Description – The Mayor and Councilmembers are elected officials serving the community of Coeur d'Alene, with roles and responsibilities as outlined in the statutes of the State of Idaho. The Mayor and Council continue to support and seek methods to fulfil the vision of Coeur d'Alene, which is a beautiful, safe city that promotes a high quality of life and sound economy through excellence in government.

Major Objectives

- Increase funding to repair and maintain our transportation infrastructure
- Seek every remedy for growth to pay for itself through an increase in annexation fees, increase in impact fees, and low tax increases
- Create and commit to funding a General Fund Capital Improvement fund at \$200,000 a year for long-range projects
- Commit to strategic planning for income from closure of the River District
- Commit to long-term facilities planning for various departments, by use of a paid consultant (priority of Police Department)
- Commit to long term IT planning with a pre-determined budget every year dedicated to IT improvements

Fiscal Year 2022-23 Accomplishments

- Funded Public Safety appropriately with necessary equipment and personnel
- Funded street overlay
- Funded Parks with appropriate personnel
- Funded IT for necessary updates
- Reached a fair and affordable agreement with Bargaining groups

Fiscal Year 2023-24 Goals

- Continue Funding Public Safety appropriately with necessary equipment and personnel
- Ensure sufficient funds for maintenance of the City Streets
- Provide funding for adequate software and hardware to ensure the security of IT Operations

**CITY OF COEUR D'ALENE
ADOPTED BUDGET - FY 2023-24
MAYOR / COUNCIL**

Description	2020 Actual	2021 Actual	2022 Actual	2023 8 Months	2023 Adopted	2024 Adopted	Account	FTE
Wages	\$104,900.00	\$104,400.00	\$105,750.00	\$70,269.29	\$104,400	\$122,400	001-001-4111-1000	7
Cell Phone Allowance			450.00	400.00	600	600	001-001-4111-1500	
FICA	8,024.97	7,776.64	8,269.89	5,192.01	8,033	9,409	001-001-4111-2100	
PERS	9,599.76	9,599.76	6,859.53	3,857.64	8,670	6,552	001-001-4111-2200	
Workmans Compensation	126.57	91.92	95.06	67.97	142	156	001-001-4111-2400	
Health Insurance	50,132.37	57,374.01	54,834.42	36,535.74	49,736	52,513	001-001-4111-2500	
Dental Insurance	8,574.81	8,421.34	7,977.82	5,600.26	7,874	8,596	001-001-4111-2501	
Health Reimbursement Acct	61,069.15	55,484.54	60,936.58	37,617.42	68,445	64,943	001-001-4111-2520	
Life & Disability Insurance	1,234.95	1,252.16	1,163.88	755.35	1,135	1,135	001-001-4111-2600	
Total Payroll Expenses	\$243,662.58	\$244,400.37	\$246,337.18	\$160,295.68	\$249,035	\$266,305		
Office Supplies	\$858.19	\$568.71	\$2,380.74	\$317.91	\$700	\$700	001-001-4111-3100	
COVID-19 Supplies & Exp.	21,686.53						001-001-4111-3610	
Official Representation	243.00	553.55	586.62	393.15	1,000	1,000	001-001-4111-4100	
Meetings	748.43	1,046.76	1,600.60	1,210.34	1,000	2,000	001-001-4111-4700	
AIC Conferences	933.41	1,011.79	772.59	1,356.70	3,000	3,000	001-001-4111-4701	
Business Travel	172.31		-		1,450	450	001-001-4111-4702	
Communications	1,230.39	2,293.35	3,069.73	1,391.95	2,978	2,978	001-001-4111-5101	
Total Services & Supplies	\$25,872.26	\$5,474.16	\$8,410.28	\$4,670.05	\$10,128	\$10,128		
	\$269,534.84	\$249,874.53	\$254,747.46	\$164,965.73	\$259,163	\$276,433		

**CITY OF COEUR D'ALENE
ADOPTED BUDGET - FY 2023-24
ADMINISTRATION**

Description	2020 Actual	2021 Actual	2022 Actual	2023 8 Months	2023 Adopted	2024 Adopted	Account	FTE
Wages	\$162,967.92	\$167,044.80	\$171,225.60	\$121,016.02	\$231,962	\$186,987	001-002-4131-1000	1
Sick Leave Repurchase	3,134.00	3,212.40	3,292.80	3,457.60	3,458	3,596	001-002-4131-1006	
FICA	10,872.76	11,206.13	11,589.35	7,909.55	15,712	12,643	001-002-4131-2100	
PERS	19,832.68	20,328.76	20,837.56	14,862.09	28,110	21,679	001-002-4131-2200	
Workmens Comp	278.86	202.56	237.56	205.86	430	329	001-002-4131-2400	
Health Insurance					18,350	-	001-002-4131-2500	
Dental Insurance	961.07	1,030.26	1,044.24	696.16	2,847	1,044	001-002-4131-2501	
Health Reimbursement Acct	10,116.00	10,380.00	10,644.00	6,466.50	14,927	11,213	001-002-4131-2520	
Life & Disability Insurance	909.72	912.02	849.73	546.49	2,119	1,592	001-002-4131-2600	
Total Payroll Expenses	\$209,073.01	\$214,316.93	\$219,720.84	\$155,160.27	\$317,916	\$239,084		
Office Supplies	\$243.57	\$44.71	\$772.80	\$20.70	\$800	\$800	001-002-4131-3100	
Official Representation	121.95		216.12				001-002-4131-4100	
Dues/Subscriptions	369.56	369.56	382.40		370	390	001-002-4131-4800	
Training	331.03	726.79	922.99	640.50	1,400	1,400	001-002-4131-4902	
Total Services & Supplies	\$1,066.11	\$1,141.06	\$2,294.31	\$661.20	\$2,570	\$2,590		
	\$210,139.12	\$215,457.99	\$222,015.15	\$155,821.47	\$320,486	\$241,674		



City of Coeur d'Alene, Idaho Departmental Summary and Description **Finance Department**

Program Description

The Finance Department incorporates all accounting services for the City, and provides a wide range of professional financial services, including: procurement and payments, accurate and timely processing of invoices, cash management, debt management, investments, budget preparation, budget planning and monitoring, financial reporting, payroll preparation and reporting, billing, customer service and collections for utility services, and tracking city vehicle and equipment inventory and fixed assets.

Major Objectives

- To invest city funds under legal guidelines to ensure the best return
- To manage and account for the city's finances in accordance with generally accepted accounting principles
- To maintain a system of sound internal controls
- To advise the mayor and council, city administrator and department heads regarding available funds for proposed expenditures
- To maintain a current capitalization of fixed assets in accordance with GASB 34
- To report the financial condition of the city to the citizens of Coeur d'Alene, the mayor, city council, and city administrator
- To bill, collect and record revenues and expenses in a timely manner
- To provide excellent customer service to the public and other city departments

Fiscal Year 2022-23 Accomplishments

- Navigated the annual reporting for the American Rescue Plan – staff educated on qualifying expenses, reporting requirements and receiving of funds
- The payroll function of the Finance Department audited the City's PERSI reporting and the State Worker's Comp reporting and was able to secure refunds in the amount of \$27,400.
- Received an unmodified opinion from the annual audit

Fiscal Year 2023-24 Goals

- Continue to cross-train in both payroll, financial reporting, accounts payable and utility billing
- Review and update existing financial policies and create new policies as needed
- Implement on-line utility billing and recurring payments
- Undertake training opportunities to maintain professional development

CITY OF COEUR D'ALENE
ADOPTED BUDGET - FY 2023-24
FINANCE DEPT

Description	2020 Actual	2021 Actual	2022 Actual	2023 8 months	2023 Adopted	2024 Adopted	Account	FTE
Wages	\$440,626.51	\$459,061.70	\$479,196.47	\$ 351,046.07	\$520,125	\$562,175	001-003-4151-1000	8
Sick Leave Repurchase	1,992.00	2,042.00	2,093.20	2,198.00	2,198	2,177	001-003-4151-1006	
COVID-19	2,165.92	4,660.73	-				001-003-4151-1111	
Part Time	283.04		-				001-003-4151-1300	
FICA	33,054.25	34,562.90	35,667.48	26,247.72	39,957	43,172	001-003-4151-2100	
PERS	53,140.92	55,564.89	57,055.36	42,177.27	62,367	64,196	001-003-4151-2200	
Workmans Compensation	754.06	547.70	661.22	455.80	952	976	001-003-4151-2400	
Health Insurance	69,917.69	64,491.39	65,262.65	47,174.40	72,997	72,884	001-003-4151-2500	
Dental Insurance	8,594.30	9,172.87	9,366.99	7,029.69	9,942	10,555	001-003-4151-2501	
Health Reimbursement Acct	44,506.48	47,593.59	48,348.29	31,228.99	51,922	52,749	001-003-4151-2520	
Life & Disability Insurance	4,668.10	4,695.34	4,405.83	3,031.92	5,437	5,752	001-003-4151-2600	
Total Payroll Expenses	\$659,703.27	\$682,393.11	\$702,057.49	\$510,589.86	\$765,897	\$814,637		
Office Supplies	\$16,873.36	\$19,268.28	\$16,039.47	\$6,887.61	\$22,000	\$22,000	001-003-4151-3100	
Employee Self Service			16,030.66				001-003-4151-3102	
Flexible Spending Plan Admin	4,353.70	3,775.53	4,187.84	3,418.42	4,200	4,800	001-003-4151-3110	
COVID-19 Supplies	37,627.07	29,365.40	-				001-003-4151-3610	
Audit Services	33,145.00	35,850.00	35,850.00	33,500.00	37,000	37,000	001-003-4151-4202	
Actuarial Study	3,525.00		4,775.00			4,800	001-003-4151-4204	
Interfund Transfer Study	750.00						001-003-4151-4205	
Insurance Premiums	439,034.00	468,744.00	491,473.00	540,886.00	564,000	640,000	001-003-4151-4600	
Dues/Subscriptions	758.00	577.00	840.00	798.00	800	840	001-003-4151-4800	
Travel / Training	1,282.32	2,224.00	4,021.19	875.00	4,500	4,500	001-003-4151-4902	
	\$537,348.45	\$559,804.21	\$573,217.16	\$586,365.03	\$632,500	\$713,940		
	\$1,197,051.72	\$1,242,197.32	\$1,275,274.65	\$1,096,954.89	\$1,398,397	\$1,528,577		



City of Coeur d'Alene, Idaho
Departmental Summary and Description
Municipal Services Department

Program Description: The Municipal Services Department is a 14 FTE Department that serves the entire City Government through customer service, I.T., mapping, permits and licensing, public records requests, General Government such as Bids, Agreement, and Contracts (Council meeting preparation and follow-up), and management of CDATV. The IT Division supports 650 workstations for the City, as well as, maintenance of servers, monitors, desktop software, conference room equipment, fiber lines (including locates), network, security cameras, and the phone system.

Major Objectives

- To continue to issue permits and licenses based on city codes, while updating antiquated codes as needed
- To complete and present the City-wide I.T. five-year Plan
- To continue to provide customer service to all city departments through the customer service, permitting, and I.T. services

Fiscal Year 2022-23 Accomplishments

- Since October 2022- March 2023 (1st 6 months of the fiscal year):
 - * The Department processed 328 public records request (with another 24 in the month of April), including 14 video redactions for the Police Department
 - * Issued 676 individual and 1,454 company business licenses and permits
 - * Answered 273 questions to the city through the website
 - * 1,134 IT support request fulfilled , with 218 more in April.
- Continued software updates/rewrites including Viper (case change notification) (Public Safety), building permits (ground disturbance/siding and create/process plan review fees), Licensing (special events, home occupation)
- Updated the Park Reservation website
- Completed City-wide upgrade to the WIFI system (Public Safety benefit)
- Support of 650 workstations as well as servers, monitors, desktop software, conference room equipment, network and the phone system (Public Safety benefit)
- Continue to work with Certified regarding low-cost implementation of auto bill pay
- Implement Cisco DUO Multi-Factor Authentication (MFA) city-wide
- Transitioned the entire City's time card frequency from twice-a-month to every-2-weeks. Automatically implemented the change on 1/1/23.
- Rebuilding/Refreshing the building.cdavid.org website.
- Added wireless access points to the Fire Department's pole barn and Boat House for network and internet access (Public Safety Benefit).
- Ordered the HP networking equipment to replace all of our switches, for a two-year installation project.

- Assisting with the migration for the Legal department to their new PROSECUTOR by Karpel case management software (Public Safety benefit).
- Updated the production databases from a SQL 2008 server to MS SQL 2019
- Completed city-wide migration from Office 365 to Microsoft 365 (Public Safety benefit).
- Created Crime Map dashboard for the PD to display specific crimes and general locations of the crimes (Public Safety).
- Upgraded 130 servers from Windows Server 2012 to Server 2023.
- Replaced city network firewalls.
- Replaced 23 city security cameras (Public Safety).
- Added fiber internet connectivity to PD (Public Safety) .
- Upgraded police investigations internet access from 300/5 to 1000/1000 fiber (Public Safety)
- Upgraded Library public internet access from 300/5 to 1000/1000 fiber
- Designed and implemented secure and dependable network and server systems for Wastewater SCADA

Fiscal Year 2023-24 Goals

- Update the Massage Facility code
- Upgrade the entire city-wide computer network system (may take two fiscal years)
- Add wireless access points to new locations as needed
- Continue audit of the city's fiber infrastructure
- Continue to Update/replace cameras throughout the City (Public Safety benefit).
- Continue to upgrade computer security where needed
- Continue to Update/replace cameras throughout the City (Public Safety benefit)
- Continue to cross train staff to provide continuous services throughout the year, for coverage no matter who is on leave
- Seek methods and partners to conduct City marketing through the City's CDATV contractor and existing staff
- Work toward goals outlined in the I.T. Five Year Plan
- Implement a new CMS website solution
- Retain staff

**CITY OF COEUR D'ALENE
ADOPTED BUDGET - FY 2023-24
MUNICIPAL SERVICES**

Description	2020 Actual	2021 Actual	2022 Actual	2023 8 Months	2023 Adopted	2024 Adopted	Account	FTE
Wages	\$788,711.13	\$823,809.79	\$850,991.11	\$596,355.15	\$982,335	\$1,010,428	001-004-4152-1000	13
Sick Leave Repurchase	3,417.00	1,537.07	1,732.72	1,570.67	2,940	2,912	001-004-4152-1006	
COVID -19	927.56	-					001-004-4152-1111	
Cell Phone Allowance	2,680.00	2,400.00	2,300.00	1,200.00	2,400	2,400	001-004-4152-1500	
FICA	58,810.45	61,056.27	63,051.26	44,532.65	75,559	77,703	001-004-4152-2100	
PERS	93,160.86	94,937.99	102,041.94	71,535.65	117,929	115,537	001-004-4152-2200	
Workmens Comp	1,419.14	1,030.76	3,179.52	2,794.78	5,838	4,168	001-004-4152-2400	
Health Insurance	147,827.04	151,213.18	168,205.12	95,758.98	192,763	170,303	001-004-4152-2500	
Dental Insurance	13,920.27	13,341.98	15,897.07	9,764.04	16,359	16,674	001-004-4152-2501	
Health Reimbursement Acct	66,299.95	54,289.74	58,490.87	37,942.07	62,997	67,494	001-004-4152-2520	
Life & Disability Insurance	7,867.83	8,195.89	8,656.41	5,065.46	10,049	10,072	001-004-4152-2600	
Unemployment Insurance	1,512.00	-					001-004-4152-2800	
Total Payroll Expenses	\$1,186,553.23	\$1,211,812.67	\$1,274,546.02	\$866,519.45	\$1,469,170	\$1,477,691		
Office Supplies	\$10,593.79	\$11,979.74	\$5,195.63	\$4,599.81	\$5,000	\$5,000	001-004-4152-3100	
Computer Supplies/Equip	6,151.13	3,716.59	4,208.66	776.81	6,000	6,000	001-004-4152-3101	
Springbrook Maint Agreement	30,558.00	32,087.00	33,691.35	37,534.04	47,980	50,379	001-004-4152-3102	
Computer Repair	13,750.00	9,049.21	13,878.22	13,784.68	13,750	13,750	001-004-4152-3103	
Software Licensing	81,759.54	96,366.94	143,529.63	232,925.91	373,364	335,771	001-004-4152-3104	
GIS	10,971.26	11,106.23	9,860.67	8,812.10	11,300	11,300	001-004-4152-3105	
City Wide Automation Plan	178,352.32	50,574.28	184,718.03	408,232.68	658,831	200,000	001-004-4152-3106	
Auto	1,600.09	3,350.65	3,222.34	1,596.98	2,100	2,100	001-004-4152-3600	
COVID-19 Supplies	330,730.33	147,684.00	2,600.65	200.05			001-004-4152-3610	
Official Representation	3,520.59	123.90	854.42	233.73	500	500	001-004-4152-4100	
Professional Services				38,156.38			001-004-4152-4200	
Professional Servs/Audio Visual	101,471.89	104,034.73	108,665.48	72,176.32	112,666	115,483	001-004-4152-4202	
Codifications	1,964.82	6,241.72	2,233.99	1,251.75	4,000	4,000	001-004-4152-4203	
Audio Visual Supplies	15,362.79	3,338.93	3,631.37	2,341.86	3,500	3,500	001-004-4152-4204	
Licensing Background Checks	6,130.25	6,497.50	7,458.00	4,463.50	6,000	6,000	001-004-4152-4208	
Advertising / Legal Publication	5,273.19	7,312.52	5,328.83	2,605.68	7,000	7,000	001-004-4152-4400	
Dues/Subscriptions	26,439.26	26,939.00	29,117.61	27,995.21	28,440	28,440	001-004-4152-4800	
Antivirus Software	19,392.23	15,161.81	36,702.30	72,573.10	67,913	78,609	001-004-4152-4801	
Travel / Training	4,594.78	5,114.93	4,589.91	4,368.00	6,000	5,000	001-004-4152-4902	
Communications - City Phones	34,584.23	39,423.99	32,797.57	21,416.88	33,227	32,963	001-004-4152-5100	
Communications-Cell Phones	1,399.95	1,850.09	2,936.20	2,777.48	5,398	5,398	001-004-4152-5101	
Internet Services	6,109.95	15,239.28	33,940.94	22,029.26	29,602	32,786	001-004-4152-5110	
Rental Office Equipment	2,627.06	1,587.74	2,592.92	1,934.00	2,400	2,400	001-004-4152-5400	
R/M Security Camera Equipment	150.00	47,770.72	11,209.98		71,244	71,244	001-004-4152-5800	
Fiber Project - ignite funded				3,160.00			001-004-4152-6305	
Jobs Plus	25,000.00	20,000.00	20,000.00	15,000.00	25,000	20,000	001-004-4152-6309	
Printing	1,030.11	2,140.71	1,027.53	1,287.03	1,500	1,500	001-004-4152-6900	
Copier Supplies	7,578.98	8,206.35	5,663.21	2,789.18	9,000	9,000	001-004-4152-6901	
Total Services & Supplies	\$927,096.54	\$676,898.56	\$709,655.44	\$1,005,023.59	\$1,531,715	\$1,048,123		
Copier Replacement		\$9,715.40				\$18,000	001-004-4152-7400	
Tricaster		44,560.00					001-004-4152-7430	
Total Capital Outlay	\$0.00	\$54,275.40	\$0.00	\$0.00	\$0	\$18,000		
	\$2,113,649.77	\$1,942,986.63	\$1,984,201.46	\$1,871,543.04	\$3,000,885	\$2,543,814		



City of Coeur d'Alene, Idaho Departmental Summary and Description **Human Resources Department**

Program Description

The Human Resources Department manages and guides the establishment and implementation of city-wide employment policies and practices. Human Resources services include recruiting and retaining employees, classification and compensation, benefit programs, employee/labor relations and organizational development training.

The City of Coeur d'Alene offers competitive wages and a generous benefit package that includes medical, vision, dental, Public Employees Retirement System of Idaho (PERSI), health reimbursement arrangement (HRA), life insurance, long-term disability, paid holidays, vacation and sick leave accruals, and optional supplemental plans are also available to employees.

The policies and procedures that determine compensation, benefits and various working conditions of City employees varies depending on what employee group the employee's classification belongs to. Exempt employees pay, benefits and other conditions of employment are established by the Personnel Rules. The bargaining groups recognized by the City are the Fire Union (Local 710), the Police Officers Association (POA) representing both sworn and non-sworn, and the Lake City's Employee Association (LCEA).

Major Objectives

- Attract and retain quality applicants and employees to ensure the goals of the City are met and maintained.
- Maintain a fair and equitable Compensation and Classification Plan for all positions.
- Maintain a healthy City of Coeur d'Alene Employees Benefits Trust with the goal of offering specialized benefits down the road due to overall trust savings.
- Provide the most competitive and current overall benefit package possible to cover all needs of employment.
- Continue to update various City policies to keep content updated, meaningful, and current.
- Deliver guidance in policy and procedure assuring compliance, consistency and excellent customer service.
- Provide customer service and support for all City departments and Mayor/City Council. Continue to work with City departments throughout the year to hire and/or train and provide guidance.

- To assist all employees in their various needs throughout their career, from the beginning through their retirement needs.
- Continue to work with City departments to provide impactful and helpful training topics specific to supervisory skills, management, leadership, compliance and general professional development.
- Ensure compliance with all applicable federal, state, and local laws.

Fiscal Year 2022-2023 Accomplishments


- Successfully worked with staff and Finance to transition from semi-monthly to bi-weekly pay plan effective January 1, 2023.
- Completed labor group negotiations with both the fire union and police association and the implementation of new contract benefits.
- Successful year for the City of Coeur d'Alene Benefits Trust with a minimal 3.4% increase. The trust is healthy and continues to perform very well.
- Human Resources partnered with State Insurance Fund Work Safety Services to meet individually with departments to focus on identifying safety and risks to help prevent employee injuries and control overall costs.
- Continued updates to Personnel Rules and Classification/Compensation plan.
- Human Resources successfully played a part of retiring 15 employees totaling 334 years of City knowledge, history, and experience. Backfilling and succession planning continues to be a priority to ensure a successful transition of both knowledge and opportunities.
- Human Resources hired 96 employees to fill various vacancies (47% were benefited full-time employees, 53% were part-time, seasonals, and temporary employees) Additionally, we had 16 internal promotions.

Fiscal Year 2023-2024 Goals

- Successful negotiations with Lake City Employees Association (LCEA).
- Evaluate equitable leveling with FLSA exempt wage structure.
- Employee Wellness: Implement a more robust and user-friendly Employee Assistance Program focusing on employee well-being and mental health.
- Risk Management. Continue to work through the remaining departments with one-on-one meetings to ensure safe work habits.
- Employee training: Provide additional on-site department training to departments.
- Compliance and employee policy. The Personnel Rules need updating to provide a consistent and clear document with up to date, relevant information that represents the City's current policies and practices.
- Recruitment, selection and placement of employees. Continue to improve the City's ability to attract, retain and develop quality applicants for new positions and internal employees for promotions.

**CITY OF COEUR D'ALENE
ADOPTED BUDGET - FY 2023-24
HUMAN RESOURCES**

Description	2020 Actual	2021 Actual	2022 Actual	2023 8 Months	2023 Adopted	2024 Adopted	Account	FTE
Wages	\$220,625.09	\$231,433.38	\$236,298.26	\$162,583.08	\$258,086	\$254,791	001-005-4157-1000	3
Sick Leave Repurchase	2,231.20	2,286.80	2,344.00	2,461.20	2,468	2,461	001-005-4157-1006	
COVID-19		265.24					001-005-4157-1111	
FICA	16,082.80	16,968.50	17,601.48	12,255.81	19,933	19,680	001-005-4157-2100	
PERS	26,608.99	27,937.73	27,925.25	19,706.27	31,110	29,262	001-005-4157-2200	
Workmens Comp	374.26	271.84	331.05	227.38	475	444	001-005-4157-2400	
Health Insurance	43,015.24	43,857.75	29,623.51	14,134.56	28,391	21,838	001-005-4157-2500	
Dental Insurance	3,567.60	3,279.42	3,197.20	2,162.15	3,332	3,233	001-005-4157-2501	
Health Reimbursement Acct	12,195.90	11,940.12	16,909.67	11,975.90	20,183	19,514	001-005-4157-2520	
Life & Disability Insurance	2,044.01	2,098.66	2,005.53	1,272.57	2,525	2,498	001-005-4157-2600	
Total Payroll Expenses	\$326,745.09	\$340,339.44	\$336,235.95	\$226,776.92	\$366,503	\$353,721		
Office Supplies	\$2,704.78	\$2,031.28	\$1,691.24	\$1,767.55	\$2,450	\$2,450	001-005-4157-3100	
Citywide Training	8,199.00	17,179.00	17,119.00	18,675.90	18,800	20,000	001-005-4157-4105	
Professional Services	7,459.53	8,760.24	9,563.21	5,646.00	9,000	9,000	001-005-4157-4200	
Employee Recognition	2,080.00	3,208.58	3,773.88	4,400.00	6,000	6,000	001-005-4157-4300	
Advertising	5,288.03	7,485.67	7,364.71	5,145.65	7,000	7,000	001-005-4157-4400	
Dues / Subscriptions	11,147.50	11,593.40	10,944.87	11,485.49	10,948	12,233	001-005-4157-4800	
Tuition Reimbursement *	6,000.00	6,941.72	7,859.87	8,120.00	9,000	9,000	001-005-4157-4901	
Training	4,636.94	(184.75)	1,185.60	274.00	5,000	5,000	001-005-4157-4902	
Employee Assistance Program	7,770.00	7,770.00	7,770.00	5,827.50	9,720	57,876	001-005-4157-5810	
Citifit	1,160.93	1,468.60	823.58	624.25	3,000	3,000	001-005-4157-6902	
Drug and Alcohol Testing	4,000.00	4,655.00	4,910.00	1,950.00	5,000	5,000	001-005-4157-6903	
Total Services & Supplies	\$60,446.71	\$70,908.74	\$73,005.96	\$63,916.34	\$85,918	\$136,559		
	\$387,191.80	\$411,248.18	\$409,241.91	\$290,693.26	\$452,421	\$490,280		



City of Coeur d'Alene, Idaho
Departmental Summary and Description
Legal Department

Prosecuting Attorney's Office

Program Description:

As one of the two City law enforcement agencies, the Prosecuting Attorney's Office is tasked to complete what the Police Department starts – find justice for victims of crimes, hold offenders accountable, and advocate for the City in court by defending constitutional challenges to arrests and criminal charges, and seek to promote public safety through appropriate outcomes that further the goals of criminal justice through rehabilitation, deterrence, and incarceration.

Major Objectives:

To stay motivated and committed to seeking justice and appropriate outcomes in all cases, regardless of current social attitudes toward criminal offenders.

To stay engaged and informed on the cutting edge of criminal justice developments, which includes participating in exploratory workshops on the intersection of mental health and criminal justice, and exploring how new approaches that utilize aspects of both systems work in concert to produce immediate and measurably better outcomes in both the short and long terms.

To lead efforts to reduce recidivism rates by participating as stakeholders in our local and statewide specialty treatment courts and diversion programs.

To continue our commitment to effectively advocating on behalf of crime victims. Once the police complete their work, it is the prosecution team that ensures justice is provided to victims.

To fill a new Assistant City Attorney position to address the reality of ever-increasing caseloads that will become unmanageable with our current staffing levels.

To hire a Criminal Investigator to assist the Prosecutors in case follow-up, locating and interviewing witnesses, gathering additional evidence which supports the prosecution of crimes, testifying in court, serving recently discovered witnesses with subpoenas, and assisting with the editing for media for court motions and trial.

To fully implement Prosecutor by Karpel (PBK) to replace our outdated legacy case management system and launch the information dashboard before the end of the 2023.

To stay sane and maintain a positive outlook in the increasingly divided and troubled world we find ourselves living in.

Fiscal Year 2022-2023 Accomplishments:

1. Goals achieved as listed in the FY22-23 Department Plan
 - ✓ Hired an FTE Legal Assistant to fill a new position.
 - ✓ Acquired the new case management and database software, ProsecutorbyKarpel, to replace the outdated legacy database.
 - The PBK conversion begins June 6, 2023, with an anticipated “go live” date of December 4, 2023.
 - Kick off meeting involving IT and the Prosecutor team was held mid-April.
 - The build and conversion from legacy database to PBK will take more than six-months.
 - IT is busy verifying and converting legacy data to upload to PBK for conversion into the new program.
 - The team is busy cleaning up old case files, deleting any old material not needed to be converted to the new program. Our legacy database contains case file information from the early 1990’s to present.
 - The team is reviewing our form templates to ensure proper format for conversion to PBK templates. Ultimately more than 500 templates will be created for full integration from the legacy program to PBK.
 - ✓ Continue to train and educate the newer team members on why and how our office is unique compared to other prosecution teams in order to replace the loss of over 100 years of combined institutional knowledge and experience due to retirements and staff turnover in the last 3.5 years.
2. Two prosecutors combined have spent approximately two thousand hours litigating the conspiracy to riot cases from the June 11, 2022, arrests of Patriot Front members. To date no cases have gone to trial, but trial dates have been set beginning in late May through September 2023.
3. With the temporary loss of the equivalent of one full time prosecutor on paternity leave, the team continues to successfully address and litigate other criminal case matters. This accomplishment has taken a toll on team morale because of longer working hours and increasing case load.
4. Deputy City Attorney Ryan Hunter graduated on May 12, 2023, from the Idaho Academy of Leadership for Lawyers (IAL.L) after completing the nine-month program. This program is for the some of the best and brightest attorneys in Idaho

Fiscal Year 2023-2024 Goals:

1. Complete the PBK build and “go live” in December 2023.
2. Hire an Assistant City Attorney in accordance with the department’s succession plan.

3. Cross train the prosecution legal assistants and civil department legal assistant for more competency to handle all job functions within the Legal Department.
4. Train and assist the police department with the PBK portal for electronic subpoena service and tracking.
5. Launch a prosecution dashboard for council and public to see statistics on the work of the prosecution team.
6. Continue our involvement with treatment courts and diversion programs including ILED, Domestic Violence Court, Domestic Violence Diversion, Mental Health Court, Veterans Court, and DUI Court.
7. Strengthen relationships with our partners, specifically law enforcement, by offering training and attending briefings to enhance education, cooperation, and communication.



City of Coeur d'Alene, Idaho Departmental Summary and Description **Legal Department**

“The minute you read something that you can't understand, you can almost be sure that it was drawn up by a lawyer.” - Will Rogers

“Has he come armed, then? Has he brought a pistol or a sword?” she asked anxiously. Ian shook his head, his dark hair lifting wildly in the wind. “Oh, no, Mam! It's worse. He's brought a lawyer!” – Diana Gabaldon, *Voyager*

Civil Office

Program Description:

The Legal Department is headed by the City Attorney/Legal Services Director and is comprised of two separate but interdependent Offices, the Civil Office and the Prosecutor's Office. The Civil Office primarily provides legal advice to the Mayor, City Council, City boards, commissions and committees, and City staff in all matters pertaining to federal, state, and local laws, regulations, rules, and policies. This legal advice is based upon the combined 180 years' experience of the five lawyers and five legal assistants in the Legal Department, seasoned with 15 years of intense law school education, more than 400 harrowing court and jury trials, thousands of complex and diverse cases, well over 1,000 hours of tedious continuing education, and the occasional Google search. The bumps, bruises, and lacerations that come with battles in the arena we call “the law” temper our advice like heat tempers steel. The Civil Office collaborates, in the very best sense, with every other City Department and has frequent contact with citizens, other governmental agencies, private attorneys, media, and businesses who have questions regarding, or who merely want to argue about, City ordinances and codes, contracts, and procedures. The City Attorney cheerfully (well, more often than not) attends all meetings of the City Council, the Planning and Zoning Commission, the Design Review Team, and other boards, commissions, and committees as requested. The lean and efficient staff of the Civil Office consists of the City Attorney and one Senior Legal Assistant, with the attorneys and Legal Assistants in the Prosecutor's Office providing much appreciated, if occasional, support, giving truth to the adage:

“The best that we can do is to be kindly and helpful toward our friends and fellow passengers who are clinging to the same speck of dirt while we are drifting side by side to our common doom.” - Clarence Darrow

Major Objectives:

The primary objective of the Civil Office is, of course, to provide timely and accurate legal advice to all members of the City team. In addition, the Office assists other members of the City team in providing exceptional service to the public in a wide variety of ways and circumstances, sometimes just by lending an ear.

“Listening is a magnetic and strange thing, a creative force. The friends who listen to us are the ones we move toward. When we are listened to, it creates us, makes us unfold and expand.” - Karl A. Menninger

The Civil Office also performs such other duties as are assigned by the Mayor and City Administrator. Finally, the City Attorney, as the Legal Services Director, has supervision over staff in both the Civil Office and the Prosecutor’s Office.

Fiscal Year 2022-23 Accomplishments:

The Prosecutor’s Office alone saw nearly 2,500 new cases in calendar year 2022, with over 3,200 charges filed. Almost 1,700 of those cases were drug-related, 400 alcohol-related, and about 350 concerned domestic violence. The 31 conspiracy cases arising out of the Patriot Front arrests in June 2022 are as time-consuming as a hundred or more ordinary cases. The four attorneys and four legal assistants in the Prosecutor’s Office truly have done an outstanding job in managing an extraordinary workload efficiently and professionally. The Civil Office provided assistance to every City Department, reviewing and revising numerous bid packets, contracts, Council packets, staff reports, policies, and official communications. In Fiscal Year 2022-2023 to date, the Civil Office has prepared six Ordinances and 39 Resolutions, compared with 15 Ordinances and 63 Resolutions in the previous fiscal year. It is difficult to succinctly classify the matters handled by the Civil Office, but the following will give a taste of how the City Attorney spends his days.

Administration

- Contract with the Downtown Association for downtown duties and responsibilities
- Negotiations with homeowner on Lakeshore Drive regarding signs along the shoreline
- Press releases on a variety of issues
- Trouble-shooting and mediating any number of citizen questions and complaints

Building

- Code compliance for structures on Indiana, Pennsylvania
- Abatement of Dangerous Building on Indiana
- Building Code interpretation/enforcement

Municipal Services

- Public records requests
- Special Event contracts
- Council/Mayor salaries
- Childcare issues
- Mobile Concessions
- Sign Code
- Short-Term Rental Code amendments

Code Enforcement

- Animal complaints
- Parking violations
- Sidewalk repairs
- Weed and trash complaints

- Zoning Code violations
- Building Code violations

Streets and Engineering

- Utility easements
- RRFB agreements
- Stormwater drainage/easements
- ITD agreements
- Paving/Potholes/Chipseal
- ADA compliance

Finance

- Bankruptcies
- Kootenai County litigation on late fees and penalties
- ARPA funds/interpretation and compliance
- Purchasing policy
- Utility charges/payments/disputes
- URD financials

Fire

- SCBA donation
- Self-inspection questionnaire
- Administrative warrants
- Training agreements
- Fire Boat garage

Human Resources

- Employee discipline
- Personnel policy amendments/interpretations
- Police and Fire contract negotiations/agreements
- Family Medical Leave

Library

- Donations
- Artworks
- Photography, Filming and Recording Policy/presentation
- Children's library issues
- Ethics policy

Parks

- Kathleen Trail/Prairie Trail, Centennial Trail extension, repair
- BMX Park
- Concerts in the parks

- Rotary Centennial Park (Sherman Square Park)
- Street trees

Planning

- Coeur Terre annexation and development agreement
- Zoning Ordinance amendments/interpretation
- Illegal fences/carports/decks
- Zoning Code enforcement
- Douglass development agreement
- Historic Preservation
- Impact Fees
- Thomas George construction
- Mill River – open space/PUD requirements/new development

Police

- Acquisition of property for PD expansion
- Selection of CM/GC for expansion/contracts
- Alcohol violations
- Abandoned RV
- Towing agreements
- School Resource Officer agreements
- Security for Council meetings

Wastewater

- Biosolids Building/Collections Building/Operations Building
- Easement and sewer line disputes
- Rate Study
- Sewer Policies
- CIP bidding and contract

Water

- Lake negotiations/litigation
- Ordinance to enforce PHD regulations
- Wells/Booster station/Loop Project bids and contracts
- Leases to wireless companies


Fiscal Year 2023-24 Goals:

The Civil Office will continue to provide the very best legal advice and services to the City team while improving efficiency and using the available resources to best effect. To further this goal, the City Attorney continues to propose that the position of Chief Civil Deputy City Attorney remain unfilled. The Civil Office is providing cross-training for the attorneys in the Criminal Office so that they will be able to perform functions in the Civil Office from time-to-time on an as-needed basis. We would like Council to begin consideration of adding another assistant prosecutor or, in the alternative, an investigator, to relieve some of the ever-increasing burden on existing staff and the Police Department.

As the City grows and faces inevitable changes, the Legal Department will grow and change in a logical and intentional manner so that it can help the City's elected officials and employees achieve their goals and vision for the City of Coeur d'Alene.

CITY OF COEUR D'ALENE
ADOPTED BUDGET - FY 2023-24
LEGAL DEPT

Description	2020 Actual	2021 Actual	2022 Actual	2023 8 Months	2023 Adopted	2024 Adopted	Account	FTE
Wages	\$904,035.00	\$865,264.07	\$854,684.30	\$550,544.17	\$825,131	\$885,656	001-006-4161-1000	10
Sick Leave Repurchase	4,042.40	2,286.80	2,344.00	3,968.21	2,625	2,730	001-006-4161-1006	
Cell Phone Allowance	1,620.00	1,665.00	1,155.00	480.00	1,440	720	001-006-4161-1500	
FICA	67,305.75	63,604.66	62,988.32	40,698.42	63,435	68,018	001-006-4161-2100	
PERS	102,250.34	102,667.49	96,147.26	66,266.16	99,005	101,135	001-006-4161-2200	
Workers Compensation	1,268.72	921.49	1,000.11	724.79	1,514	1,589	001-006-4161-2400	
Health Insurance	122,561.48	131,650.67	136,061.28	95,245.60	167,530	151,311	001-006-4161-2500	
Dental Insurance	10,768.10	11,489.47	12,046.18	9,518.92	15,144	14,503	001-006-4161-2501	
Health Reimbursement Acct	41,955.98	35,945.98	59,022.43	27,971.59	42,055	49,418	001-006-4161-2520	
Life & Disability Insurance	7,407.24	7,548.50	7,066.57	4,289.33	8,109	8,563	001-006-4161-2600	
Total Payroll Expenses	\$1,263,215.01	\$1,223,044.13	\$1,232,515.45	\$799,707.19	\$1,225,988	\$1,283,643		
Office Supplies	\$2,680.23	\$5,746.11	\$2,953.40	\$1,244.06	\$4,300	\$4,000	001-006-4161-3100	
Office Equipment	3,761.51	12,456.17	8,741.21	3,349.62	10,000	9,000	001-006-4161-3200	
Legal Library	8,429.26	8,642.93	8,754.19	3,702.08	9,000	11,000	001-006-4161-3201	
COVID-19 Supplies	2,699.46						001-006-4161-3610	
Professional Services	46,588.31	211.42	13,804.50	1,561.11	15,000	15,000	001-006-4161-4200	
Dues/Subscriptions	3,432.00	3,084.45	3,355.00	3,000.00	4,300	3,500	001-006-4161-4800	
Travel / Training	3,378.96	2,909.95	5,918.27	5,204.64	15,000	15,000	001-006-4161-4902	
Mileage Allowance	795.40	185.92	590.92	655.26	2,000	2,000	001-006-4161-6101	
Purchased Service	1,677.84	2,239.36	2,158.71	1,848.74	4,000	3,500	001-006-4161-6301	
Technology *				12,991.45	71,850		001-006-4161-6316	
Total Services & Supplies	\$73,442.97	\$35,476.31	\$46,276.20	\$33,556.96	\$135,450	\$63,000		
	\$1,336,657.98	\$1,258,520.44	\$1,278,791.65	\$833,264.15	\$1,361,438	\$1,346,643		



City of Coeur d'Alene, Idaho Departmental Summary and Description **Planning Department**

Program Description

The Planning Department's role in the City falls under two main pillars. The first is the long-range and strategic planning role, which provides the bigger picture for planning, zoning, and economic development. In this role, the Planning Department leads community engagement efforts, recommends and leads strategic code amendments, focuses on long-range and special planning projects, and engages with community partners.

The second pillar is related to current planning and day-to-day operations. In this role, the Planning Department processes development applications, reviews building permits for compliance with zoning requirements, focuses on improved communications with the development community, and provides excellent customer service. The Planning Department routinely interfaces with other city departments and community partners, and acts as a facilitator.

In all of our efforts, the department is mindful of opportunities to integrate walkability, affordable housing, and economic development (c.g., adaptive reuse, economic gardening, support of small business, and innovation) into planning conversations, and helps guide strategic conversations related to growth and community development.

The CDBG program details are highlighted separately.

Major Objectives

- Implement priority action items from the new 2042 Comprehensive Plan.
- Participate in and help lead the Regional Housing & Growth Issues Partnership (RHGIP – now under Connect Kootenai) and cooperative planning efforts with the County and neighboring communities.
- Lead historic preservation efforts for the City in partnership with the Historic Preservation Commission and the State Historic Preservation Office (SHPO).
- Continue to promote continuous improvement for the development review process.
- Promote cost savings by collaborating with community partners on projects and seeking grant opportunities to assist with project costs.
- Promote economic development opportunities in existing and new businesses districts (c.g., Atlas Waterfront, Midtown, East Sherman, Health Corridor).
- Continue to improve the Zoning and Subdivision Codes.
- Continue to take the lead on development projects for the City, such as Atlas.
- Continue to promote the importance and protection of the Shoreline and the Hillside areas of the City.

Fiscal Year 2022-23 Accomplishments

- Atlas Waterfront - Helped facilitate the initial phases of development. Staff participates on the Architectural Review Committee and Steering Committee, and attends weekly project coordination meetings with ignite and the consultant team.
- Staff continued working with Council Member Miller on the Regional Housing & Growth Issues Partnership (RHGIP) in coordination with Hayden, Post Falls, Rathdrum, Kootenai County, and KMPO, and over 40 groups/organizations to address regional concerns, research solutions, helped put together a regional joint workshop with Planning and Zoning Commissions that took place in October. Planning took the lead on coordinating meetings and sharing information with the Working Group and Advisory Group members, and helped with a transition/merger to Connect Kootenai.
- Development Impact Fee update is underway. A consultant team was hired to assist with the process that includes capital improvement plans for Police and Fire. The effort includes Streets & Engineering, Legal, Administration, Parks and Recreation, Police, Fire and Planning.
- Received an Outstanding Plan award for the Envision Coeur d'Alene 2042 Comprehensive Plan from the Idaho Chapter of the American Planning Association.
- Hired a consultant to assist the City's Historic Preservation Commission with preparing a Nomination for the Garden District for a Historic District pursuant to CLG grant funding. (Cash match of \$1,550 required)
- First Heart of History Award for the Hamilton House historic preservation effort.
- Coeur Terre annexation process with ample community engagement and successful completion of a development agreement approved by City Council.

Fiscal Year 2023-24 Goals

- Atlas Waterfront – continue being actively involved with the project and a key player in partnership with ignite cda and consultant team on project development.
- Update Development Impact Fees. Work is expected to be completed in FY 23/24.
- RHGIP/Connect Kootenai *on Housing & Growth* – continue to be an active participant with the partnership on possible solutions, and bringing forward recommendations to Council and engaging regional partners, including having joint workshops with other Planning & Zoning Commissions; working with Connect Kootenai on housing priorities, research, education, and implementing and exploring new Toolkit items.
- Zoning Code amendments to address housing needs. Engage community members, ad hoc advisory committee(s) and RHGIP partners to evaluate possible code changes.
- East Sherman Revitalization Plan – reconvene the Leadership Committee, revise the plan to include updated roadway design options, and continue supporting revitalization efforts. Work with Connect Kootenai to engage the businesses, property owners and neighborhoods to achieve the vision and identify possible implementation, and coordinate with Downtown Association on possible Business Improvement District.
- Work with Midtown businesses and Downtown Association on possible Business Improvement District.
- Work with Historic Preservation Commission on the Garden District Nomination, and continue working on a historic overlay zone/local district, possible updates to existing infill zoning, and educational materials for historic property owners, etc.
- Work with other city departments, Ad Hoc committee and stakeholder groups on a Short-Term Rental Ordinance to take effect in March 2024.

CITY OF COEUR D'ALENE
ADOPTED BUDGET - FY 2023-24
PLANNING DEPT

Description	2020 Actual	2021 Actual	2022 Actual	2023 8 Months	2023 Adopted	2024 Adopted	Account	FTE
Wages	\$455,120.58	\$435,871.43	\$456,788.58	\$312,532.61	\$482,774	\$502,289	001-007-4170-1000	6
Sick Leave Repurchase	1,527.60	1,565.20	748.53	1,683.20	1,785	1,768	001-007-4170-1006	
Cell Phone Allowance	360.00	360.00	360.00	240.00	360	360	001-007-4170-1500	
FICA	34,519.87	33,056.62	34,493.29	23,636.92	37,097	38,588	001-007-4170-2100	
PERS	54,566.96	52,019.65	54,672.96	37,426.48	57,899	57,377	001-007-4170-2200	
Workmens Comp	3,947.41	2,867.03	5,311.40	3,535.89	7,386	7,189	001-007-4170-2400	
Health Insurance	62,932.31	64,653.63	69,125.88	40,627.44	77,573	85,485	001-007-4170-2500	
Dental Insurance	5,163.13	4,844.32	4,838.08	3,315.20	5,230	6,379	001-007-4170-2501	
Health Reimbursement Acct	34,879.66	20,575.94	21,224.33	15,203.84	22,340	23,326	001-007-4170-2520	
Life & Disability Insurance	4,338.86	4,391.38	4,599.77	2,891.01	4,773	4,920	001-007-4170-2600	
Total Payroll Expenses	\$657,356.38	\$620,205.20	\$652,162.82	\$441,092.59	\$697,216	\$727,680		
Office Supplies	\$4,332.84	\$1,632.60	\$1,998.83	\$1,674.91	\$2,500	\$2,500	001-007-4170-3100	
Minor Equipment	3,228.90	526.91	3,549.99	58.39	2,000	1,000	001-007-4170-3400	
Official Representation	1,827.91	485.00	706.76	814.29	1,500	1,500	001-007-4170-4100	
Professional Services	110,185.39	86,761.83	40,552.90	28,711.00	10,000	15,000	001-007-4170-4200	
Prof Srv - Connect Kootenai	45,000.00				35,000	25,000	001-007-4170-4200	
State Historic Preservation		14,020.59	1,848.32		1,550	1,550	001-007-4170-4210	
Advertising - Publications	1,861.48	2,838.33	1,191.11	1,126.10	2,500	2,000	001-007-4170-4400	
Dues/Subscriptions	2,742.88	3,290.03	3,009.17	545.00	3,000	2,500	001-007-4170-4800	
Travel / Training	4,081.25	650.70	6,885.31	1,410.96	4,000	3,000	001-007-4170-4902	
Repair & Maint - Auto	63.21	77.47	130.07	89.89			001-007-4170-6100	
Total Services & Supplies	\$173,323.86	\$110,283.46	\$59,872.46	\$34,430.54	\$62,050	\$54,050		
	\$830,680.24	\$730,488.66	\$712,035.28	\$475,523.13	\$759,266	\$781,730		



City of Coeur d'Alene, Idaho Departmental Summary and Description **Building Maintenance Division**

Program Description

The building division is responsible for maintaining all city owned buildings.

Major Objectives

Perform preventive maintenance on all HVAC equipment and to make all repairs to the buildings as needed.

Fiscal Year 2022-2023 Accomplishments

- Completed installation and startup of new CXT prefab restroom at Person Field with the addition of freestanding ADA drinking fountain along the track.
- Repaired the Library exterior staircase by removing failed epoxy coating, patching failed concrete, and recoating staircase with semi permeable coating.
- Replaced all T8 fluorescent fixtures with high efficiency L.E.D. dimmable troffers throughout the Street Department building and mechanic bays.
- Installed new high efficiency mini spilt system at Parks shop to improve heating and add A/C capabilities to office space.
- Upgraded data, power and lighting dimming capabilities at the Police station pole building.
- Installed new drinking fountains with bottle fillers at City Hall, Library, Police Department, and Streets department.
- Upgraded over loaded electrical sub panel at Parks shop with larger panel allowing for additional outlets.
- Removed entrance and exit gates at the Coeur d Alene Ave. parking garage due to constant vandalism and installed pay to park signs to allow for better operation for parking management systems.

Fiscal Year 2023-24 Goals

- Upgrade City wide door access control from on prem server to cloud based service due to obsolescence of existing hardware.
- Convert and upgrade the interior and exterior lighting systems at the Library with new high efficiency L.E.D. lamps and fixtures.
- Assist with building remodels/expansions at the Street Department and Police Department.
- Remove 3 failed on demand water heaters at the Police Station pole building and install 6-gallon water heater with a new hot water line plumbed to each fixture.
- Replace failing roof at 8th St. Building Maintenance shop.
- Parks Department C St. shop improvements including: ADA compliant restroom remodel, overhead door replacement, and shop unit heater replacements.
- Install additional security cameras near the interior public entrances and below interior staircase

CITY OF COEUR D'ALENE
ADOPTED BUDGET - FY 2023-24
BUILDING MAINTENANCE

Description	2020 Actual	2021 Actual	2022 Actual	2023 8 Months	2023 Adopted	2024 Adopted	Account	FTE
Wages	\$181,950.66	\$153,267.78	\$200,544.57	\$136,843.95	\$204,052	\$220,674	001-008-4198-1000	4
Sick Leave Repurchase							001-008-4198-1006	
COVID-19	544.70	1,114.69					001-008-4198-1111	
Overtime	339.48			97.77	2,100	2,184	001-008-4198-1200	
Part-Time	49,670.48	38,819.93	6,538.07				001-008-4198-1300	
Cell Phone Allowance	755.00	480.00	200.00		480		001-008-4198-1500	
FICA	17,844.35	14,816.58	15,806.37	10,361.77	15,807	17,048	001-008-4198-2100	
PERS	23,581.46	21,914.10	22,322.71	16,350.84	24,672	25,350	001-008-4198-2200	
Workmens Comp	9,148.85	6,644.94	5,890.11	3,807.78	7,954	8,501	001-008-4198-2400	
Health Insurance	15,779.89	17,187.11	32,044.13	30,164.16	45,269	46,604	001-008-4198-2500	
Dental Insurance	1,332.00	1,597.80	2,221.63	2,243.36	3,518	3,365	001-008-4198-2501	
Health Reimbursement Acct	12,402.53	14,359.92	13,661.28	8,036.27	13,970	14,012	001-008-4198-2520	
Life & Disability Insurance	1,357.88	1,378.40	1,694.21	1,168.61	2,314	2,438	001-008-4198-2600	
Unemployment Insurance	3,735.00						001-008-4198-2800	
Total Payroll Expenses	\$318,442.28	\$271,581.25	\$300,923.08	\$209,074.51	\$320,137	\$340,176		
Operating Supplies	\$24,608.34	\$21,705.46	\$29,532.41	\$20,664.23	\$29,000	\$30,000	001-008-4198-3200	
Minor Equipment	1,141.13	2,342.79	1,847.20	2,137.16	6,000	6,500	001-008-4198-3400	
Fuels/Lubes	2,966.58	3,299.29	4,644.54	3,112.06	5,000	5,500	001-008-4198-3500	
COVID-19 Supplies	9,339.03	2,499.27	35,510.32				001-008-4198-3610	
Travel / Training		975.00	1,345.60	1,434.00	3,000	3,000	001-008-4198-4902	
Contract Services	83,238.38	96,494.61	123,261.20	114,145.74	120,000	145,000	001-008-4198-5000	
Utilities - Water	552.11	778.81	730.10	254.66	700	750	001-008-4198-5200	
Solid Waste	5,269.89	4,870.99	5,573.24	3,834.42	6,000	6,200	001-008-4198-5201	
Utilities - Sewer	1,262.64	1,184.49	1,243.29	714.80	1,300	1,350	001-008-4198-5202	
Utilities - Electric / Gas	37,280.68	35,635.48	38,409.80	25,641.50	40,000	41,500	001-008-4198-5206	
R/M Buildings	11,369.68	33,412.27	70,206.71	21,665.76	55,000	56,500	001-008-4198-6000	
R/M Electrical	292.32						001-008-4198-6010	
R/M Plumbing	207.30						001-008-4198-6011	
R/M Mechanical Equipment	12,050.73	8,283.16	19,277.53	10,366.02	16,000	16,500	001-008-4198-6012	
R/M Auto	324.76	710.56	414.21	673.78	2,500	2,800	001-008-4198-6100	
R/M Other Equipment	12.37		4.29				001-008-4198-6200	
Preventative Maintenance / Bldgs	33,789.46						001-008-4198-6310	
Total Services & Supplies	\$223,705.40	\$212,192.18	\$332,000.44	\$204,644.13	\$284,500	\$315,600		
Police Dept ALC	\$101,769.99						001-008-4198-7240	
City Hall Generator	42,142.96						001-008-4198-7242	
414 FT Ground Way Bldg Repairs			\$40,488.00				001-008-4198-7250	
Police Dept Chiller Unit			69,424.00				001-008-4198-7241	
Street Dept Flooring/Lighting Windows				\$39,579.34	\$90,000		001-008-4198-7245	
8th Street Shop Roof Replacement						\$25,000	001-008-4198-	
Police Pole Building Hot Water Upgrade						6,000	001-008-4198-	
Total Capital Outlay	\$143,912.95	\$0.00	\$109,912.00	\$39,579.34	\$90,000	\$31,000		
	\$686,060.63	\$483,773.43	\$742,835.52	\$453,297.98	\$694,637	\$686,776		



City of Coeur d'Alene, Idaho Departmental Summary and Description **Police Department**

Program Description

The Police Department strives to improve or maintain the safety of our community through collaborative partnerships with community stakeholders in an effort to appropriately respond to emergency calls for service, reduce the fear of crime, and improve community engagement. CDA PD has 119 full-time members who serve our public. The police department is comprised of the following units: Patrol, investigations, school resource officers, community action team, records, traffic, K9, SWAT, code enforcement, civilian investigative specialists, records, animal control, professional standards, hiring and training, IT, fleet support, property and evidence, and volunteers.

Major Objectives

- Appropriately respond to emergency calls for service.
- Reduce crime and the fear of crime in our community.
- Reinforce a culture focused on community engagement and the reduction of felony crimes in our community.
- Properly and adeptly investigate allegations of crime.
- To improve or maintain our partnership with the community.
- Keep school children safe and provide positive law enforcement interaction through the School Resource Officer program.
- To continue to support the members of the police department by ensuring they are staffed, trained, and equipped properly to fully meet our public safety mission.

Fiscal Year 2022-23 Accomplishments

- We successfully reduced Part 1 crime by 6.68% in 2022. Part 1 crime has fallen 65.25% since 2014 and is at historic lows for both crime rate and the total number of Part 1 crimes (a total of 727 Part 1 crimes in 2022).
- Responded to 38,710 calls for service (2022).
- The number of non-injury accidents went down slightly, while injury accidents, Hit and Run crashes, and DUI- related crashes rose in 2022.
- The victim advocate program served 497 victims of stalking, domestic violence, or sexual assault and an additional 757 outreach contacts. Roughly 15% of the

victims were sexual assault victims, 77% were from domestic violence incidents, and 8% were victims of stalking crimes.

- Improved roadway safety through our DUI enforcement program and our leadership in the North Idaho DUI Task Force.
- Continued our partnership with the Fire Department on the Rescue Task Force program to better respond to active shooter incidents.
- Continued partnerships with area law enforcement agencies such as the Idaho State Police and the Kootenai County Sheriff's Office.
- Continued our partnership with SD271 and North Idaho College for our School Resource Officer program.

Fiscal Year 2023-24 Goals

- Continue to reduce the fear of crime in our City through a collaborative effort with community partners including citizens, businesses, schools, social and church groups, and block watch groups.
- Continue to be leaders in public safety for our region.
- Improve recruiting and retention of police officers and work towards full staffing.
- Increase our community outreach to better inform and partner with the community.
- Continual evaluation of traffic complaints and collisions to optimize deployment of limited traffic enforcement resources.

**CITY OF COEUR D'ALENE
ADOPTED BUDGET - 2023-24
POLICE DEPARTMENT**

Description	2020 Actual	2021 Actual	2022 Actual	2023 8 months	2023 Adopted	2024 Adopted	Account	FTE
Wages	\$8,193,405.05	\$8,498,788.41	8,785,823.26	\$6,423,687.12	\$9,990,610	\$10,645,693	001-009-4211-1000	119
Shift Differential	99,384.62	108,885.24	109,073.99	68,011.94	108,885	113,785	001-009-4211-1001	
Assignment Pay			-		173,628	181,441	001-009-4211-1002	
Court Time	9,601.58	7,710.04	43,525.99	41,048.30	50,991	53,286	001-009-4211-1004	
Holiday Pay	331,288.87	426,054.54	408,242.88	372,358.72	436,350	455,986	001-009-4211-1005	
Sick Leave Repurchase	21,090.30	25,747.12	24,930.28	25,187.87	28,000	29,260	001-009-4211-1006	
Call Out Availability Pay	80,493.87	81,816.78	79,247.74	64,004.34	108,834	113,732	001-009-4211-1007	
Off-duty employment	780.00	13,495.00	4,540.00	675.00	4,000	4,000	001-009-4211-1008	
FTO Pay	11,413.91	12,332.10	14,839.67	42,426.48	17,486	18,273	001-009-4211-1009	
Sign on Bonuses				20,000.00	74,315	80,000	001-009-4211-1010	
COVID-19	59,177.86	68,735.15					001-009-4211-1111	
Over Time	546,107.01	569,647.80	705,502.33	445,949.48	569,648	595,282	001-009-4211-1200	
OT Enforcing Underage Drinking							001-009-4211-1201	
Traffic Mobilization - Aggressive	6,525.36	3,214.59					001-009-4211-1202	
Overtime Impaired / DUI		2,835.17	1,857.30	1,004.56			001-009-4211-1203	
OT Traffic Mobilization - Seatbelt	688.99						001-009-4211-1205	
OT - Aggressive Driving Grant	2,251.54						001-009-4211-1206	
Overtime - Alive at 25 Grant		530.00	2,822.52	581.38			001-009-4211-1207	
Overtime - FTO Pay	5,384.15	6,005.15	11,542.19	27,180.08			001-009-4211-1209	
Overtime-Law Enforcement Liason	2,270.46	3,356.40	5,668.67	5,288.76			001-009-4211-1210	
Victim's Advocate Grant	6,946.39	11,034.37	13,181.28	9,273.18	11,648	12,172	001-009-4211-1250	
Part Time	109,461.94	96,789.19	113,056.50	121,447.24	127,404	133,522	001-009-4211-1300	2.5
Part Time - Reserves					59,306		001-009-4211-1301	2.5
PT-Ambassadors/Volunteer Coord	23,252.08	28,042.00	24,702.00	10,123.00	34,368	45,524	001-009-4211-1302	1.3
Cell Phone Allowance	2,280.00	1,680.00	1,680.00	1,120.00	1,680	1,680	001-009-4211-1500	
Misc Credits to Payroll	(38,306.72)	(106,325.97)	(103,117.73)	(105,364.07)			001-009-4211-1600	
Reimbursement - Off Duty Officers	(515.00)	(17,435.00)	(1,515.00)	(745.00)	(4,902)	(4,961)	001-009-4211-1610	
DEA Overtime Reimbursement	(1,162.94)	(8,062.21)	(8,691.81)	(4,056.26)			001-009-4211-1620	
USMS Overtime Reimbursement				(11,572.10)			001-009-4211-1625	
FICA	708,617.22	742,936.95	771,321.55	570,743.54	901,582	954,508	001-009-4211-2100	
PERS	1,156,634.33	1,203,791.51	1,241,562.57	929,165.41	1,422,709	1,624,923	001-009-4211-2200	
Workmens Compensation	208,152.34	151,184.52	204,969.56	163,665.74	341,877	366,844	001-009-4211-2400	
Health Insurance	1,487,499.87	1,450,806.59	1,453,355.12	1,056,948.24	1,696,261	1,776,876	001-009-4211-2500	
Dental Insurance	140,137.20	137,952.94	137,458.92	99,155.15	154,515	168,030	001-009-4211-2501	
Cobra & Retirees	203.16	(45.48)	-				001-009-4211-2502	
Health Reimbursement Acct	441,221.98	421,344.68	429,343.44	261,611.89	462,862	474,667	001-009-4211-2520	
Life & Disability Insurance	77,992.39	78,140.24	80,047.16	52,451.92	107,920	113,124	001-009-4211-2600	
Unemployment Insurance			657.80				001-009-4211-2800	
Total Payroll Expenses	\$13,692,277.81	\$14,020,987.82	\$ 14,555,628.18	\$10,691,371.91	\$16,880,007	\$17,957,646		

CITY OF COEUR D'ALENE
ADOPTED BUDGET - 2023-24
POLICE DEPARTMENT

Description	2020 Actual	2021 Actual	2022 Actual	2023 8 months	2023 Adopted	2024 Adopted	Account	FTE
Uniforms	\$82,150.84	\$100,625.99	98,706.48	\$41,008.69	\$68,065	\$68,065	001-009-4211-3000	
Uniform / Equipment Cleaning	3,243.00	3,463.95	2,262.50	1,563.00	5,000	4,000	001-009-4211-3001	
Office Supplies	23,722.48	20,383.40	20,721.56	7,531.32	28,500	28,500	001-009-4211-3100	
Operating Supplies-Patrol	23,832.39	23,839.19	57,947.52	19,457.71	25,161	25,160	001-009-4211-3201	
Operating Supplies-Serv.	4,343.32	9,656.39	7,045.27	2,647.28	7,250	7,250	001-009-4211-3202	
Operating Supplies/Range	88,388.94	132,766.12	220,027.70	86,634.32	88,200	118,000	001-009-4211-3206	
Operating Supplies/Investgtn	9,609.25	22,170.38	15,701.38	5,778.72	20,000	20,000	001-009-4211-3207	
Oper Supps/Less Lethal Materials	34,417.10	42,113.22	57,867.90	86,388.37	49,508	52,000	001-009-4211-3216	
Motorcycle Program	15,048.32	9,582.37	45,906.86	9,368.57	21,270	33,540	001-009-4211-3220	
Minor Equipment	18,950.36	33,553.57	50,725.38	3,356.57	45,000	45,000	001-009-4211-3400	
Technology	211,461.60	192,699.07	199,580.12	35,203.68	113,900	145,200	001-009-4211-3420	
Fuels/Lubes	132,467.44	149,167.11	210,679.86	110,941.08	245,520	198,000	001-009-4211-3500	
COVID-19 Supplies	1,880.74	12,711.66	4,900.00				001-009-4211-3610	
Official Representation	2,765.90	2,475.97	5,366.89	6,035.00	3,000	3,000	001-009-4211-4100	
Professional Service	7,525.50	11,707.02	17,475.00	10,841.06	15,000	15,000	001-009-4211-4201	
Volunteer Unit	1,717.19	2,616.25	1,611.45	709.98	3,500	3,000	001-009-4211-4210	
Explorer Program	2,304.58	1,213.02	1,123.76	791.86	2,500	2,500	001-009-4211-4220	
Community Programs	2,357.95	2,184.52	5,334.99	3,334.24	5,500	6,000	001-009-4211-4225	
S.W.A.T. Equipment	134,642.64	54,061.67	77,313.80	47,240.37	68,251	69,090	001-009-4211-4230	
Drone Program	4,686.28	5,000.00	24,242.11		5,000	10,000	001-009-4211-4300	
Dues/Subscriptions	15,941.71	15,346.61	26,366.56	3,019.70	20,000	27,000	001-009-4211-4800	
Tuition Reimbursement	6,099.00	920.00	-		16,000	16,000	001-009-4211-4900	
Travel and Training	51,162.12	69,376.75	122,025.11	62,523.31	100,000	100,000	001-009-4211-4902	
Firing Range Contract	3,000.00	5,200.00	5,200.00	3,200.00	7,200	9,000	001-009-4211-4903	
Honor Guard Program		366.00	759.85	88.75		3,000	001-009-4211-4905	
Patrol Canine	6,064.20	34,388.15	27,460.32	17,752.17	30,000	18,870	001-009-4211-4910	
Animal Control	4,176.35	3,185.00	3,735.00	3,441.77	11,000	9,000	001-009-4211-5011	
Software Maintenance Fees	152,429.18	161,582.46	210,192.42	71,038.24	239,375	271,600	001-009-4211-5020	
Communications	88,081.20	78,936.04	125,979.26	56,162.80	103,000	103,000	001-009-4211-5100	
Utilities	50,975.52	55,632.07	59,160.07	38,805.93	52,900	55,000	001-009-4211-5200	
R/M Auto	58,793.55	68,447.28	88,103.69	36,655.38	65,000	65,000	001-009-4211-6101	
R/M Tires	19,733.11	22,071.06	21,251.66	9,444.44	22,220	22,220	001-009-4211-6102	
R/M Radar / Radio	67,547.80	43,295.28	69,275.59	3,949.60	52,300	32,000	001-009-4211-6200	
Patrol Carpools - GO Bonds	10,516.67						001-009-4211-6210	
Other Purchased Services	13,440.36	19,524.22	25,279.59	11,396.44	25,000	25,000	001-009-4211-6300	
Patrol Vehicles / Misc Equipment	131,323.74	180,421.09	136,806.99	82,508.11	500,400	322,600	001-009-4211-6502	
Total Services & Supplies	\$1,464,800.33	\$1,590,482.86	\$2,046,136.64	\$878,678.46	\$1,867,520	\$1,822,500		
Records & Front Desk Remodel		\$47,033.39					001-009-4211-7200	
Police Dept Expansion - Grant				\$1,332,382.86	\$3,000,000	\$1,500,000	001-009-4211-7310	
Patrol Vehicles	\$130,964.00	152,014.00	\$300,820.57	78,794.00	280,000	429,000	001-009-4211-7502	
Evidence Drying Cabinet	10,367.00						001-009-4211-7515	
Camera Network				62,450.00			001-009-4211-7601	
Drone	9,963.96						001-009-4211-7610	
COVID-19 Capital	15,819.00						001-009-4211-7612	
Total Capital Outlay	167,113.96	199,047.39	\$300,820.57	1,473,626.86	3,280,000	1,929,000		
Total Expenses	\$15,344,192.10	\$15,810,518.09	\$16,902,585.39	\$13,043,677.23	\$22,027,527	\$21,819,241		

**CITY OF COEUR D'ALENE
ADOPTED BUDGET - 2023-24
VICTIMS ADVOCATE GRANT**

Description	2020 Actual	2021 Actual	2022 Actual	2023 8 months	2023 Adopted	2024 Adopted	Account	FTE
Wages	\$ 44,604.27	\$ 47,006.06	\$ 50,994.56	\$37,828.38	\$56,200	\$60,428	001-017-4241-1000	1
Overtime	764.70	308.22					001-017-4241-1200	
FICA	3,235.75	3,383.23	3,613.63	2,668.77	4,299	4,623	001-017-4241-2100	
PERS	5,417.10	5,649.38	6,088.77	4,516.74	6,710	6,756	001-017-4241-2200	
Workmens Comp					103	105	001-017-4241-2400	
Health Insurance	9,257.10	10,023.13	10,680.52	7,491.72	12,267	12,663	001-017-4241-2500	
Dental Insurance	712.75	877.65	920.42	624.30	1,025	1,025	001-017-4241-2501	
Health Reimbursement Acct				1,184.18	3,380	3,380	001-017-4241-2520	
Life & Disability Insurance	168.35	165.69	170.53	115.69	611	643	001-017-4241-2600	
Total Payroll Expenses	\$64,160.02	\$67,413.36	\$72,468.43	\$54,429.78	\$84,594	\$89,622		
Equipment	\$1,649.82	\$109.00					001-017-4241-3400	
Total Services & Supplies	\$1,649.82	\$109.00	\$0.00	\$0.00	\$0	\$0		
Total Expenses	\$65,809.84	\$67,522.36	\$72,468.43	\$54,429.78	\$84,594	\$89,622		

CITY OF COEUR D'ALENE
ADOPTED BUDGET - 2023-24
CDA DRUG TASK FORCE

Description	2020 Actual	2021 Actual	2022 Actual	2023 8 months	2023 Adopted	2024 Adopted	Account
Program Income	\$9,796.27	\$22,305.31	\$16,130.48	\$2,266.57			022-000-3620-0022
Interest Income	445.34	113.52	196.84	245.66			022-000-3710-0000
Beginning Cash							022-000-3990-0000
Total Revenues	\$10,241.61	\$22,418.83	\$16,327.32	\$2,512.23	\$0	\$0	
Operating Supplies		\$1,800.00	\$1,560.00	\$600.00			022-088-4213-3200
Minor Equipment	\$4,008.95		1,490.00				022-088-4213-3400
Fuels/Lubes	25.42		91.21				022-088-4213-3500
Professional Services		67.60					022-088-4213-4201
Other Purchased Services							022-088-4213-6300
Total Services & Supplies	\$4,034.37	\$1,867.60	\$3,141.21	\$600.00	\$0	\$0	
Vehicles			\$48,268				022-088-4213-7502
Total Capital Outlay	\$0.00	\$0.00	\$48,268.05	\$0.00	\$0	\$0	
Total Expenses	\$4,034.37	\$1,867.60	\$51,409.26	\$600.00	\$0	\$0	
Total Revenues over (under) expenses	\$6,207.24	\$20,551.23	(\$35,081.94)	\$1,912.23	\$0	\$0	

CITY OF COEUR D'ALENE
ADOPTED BUDGET - 2023-24
CDA DRUG TASK FORCE - FEDERAL

Description	2020 Actual	2021 Actual	2022 Actual	2023 8 months	2023 Adopted	2024 Adopted	Account
Program Income	\$68,153.30		\$12,925.63	\$18,838.15			020-000-3620-0022
Interest Income	229.87	\$212.93	\$288.21	\$444.35			020-000-3710-0000
Beginning Cash							020-000-3990-0000
Total Revenues	\$68,383.17	\$212.93	\$13,213.84	\$19,282.50	\$0	\$0	
Operating Supplies				\$5,000.00			020-087-4213-3200
Total Services & Supplies	\$0.00	\$0.00	\$0.00	\$5,000.00	\$0	\$0	
Vehicles			\$73,898.38				020-087-4213-7502
Total Capital Outlay	\$0.00	\$0.00	\$73,898.38	\$0.00	\$0	\$0	
Total Expenses	\$0.00	\$0.00	\$73,898.38	\$5,000.00	\$0	\$0	
Total Revenues over (under) expenses	\$68,383.17	\$212.93	(\$60,684.54)	\$14,282.50	\$0	\$0	

**CITY OF COEUR D'ALENE
ADOPTED BUDGET - FY 2023-24
BYRNE GRANT - EQUIPMENT ONLY**

Description	2020 Actual	2021 Actual	2022 Actual	2023 8 months	2023 Adopted	2024 Adopted	Account
2019-DJ-BX-0850 Byrne Grant	\$35,140.84	\$16,255.87					001-016-4271-3200
Byrne Grant 2020-DJ-BX-0601		44,333.00					001-016-4271-3400
2018-DJ-BX-0644 Byrne Grant	16,423.82						001-016-4271-3425
ISP Firstnet Router Upgrade		39,018.33					001-016-4271-3430
2016 DJ-BX-0378 Byrne Grant							001-016-4271-3500
2020-VD-BX-0288 COVID-19	88,325.46	15,131.54					001-016-4271-3450
2020 SHSP Grant - County		9,802.15					001-016-4271-3460
2021 Byrne 15PBJA21GG1442JAG			30,848.00				
Total Services & Supplies	139,890.12	114,738.74	30,848.00	-	-	-	
2019 SHSP Grant	\$26,359.18						001-016-4271-7435
2017-DJ-BX-0527 JAG Grant				\$33,980.00			001-016-4271-7620
Total Capital Outlay	\$26,359.18	\$0.00	\$0.00	\$33,980.00	\$0	\$0	
Total Expenses	\$166,249.30	\$114,738.74	\$30,848.00	\$33,980.00	\$0	\$0	

CITY OF COEUR D'ALENE
REQUESTED BUDGET - 2023-24
CORONAVIRUS EMERGENCY RESPONSE GRANT

Description	2020 Actual	2021 Actual	2022 Actual	2023 8 months	2023 Adopted	2024 Requested	Account	FTE
Wages							001-012-4270-1000	0
Overtime							001-012-4270-1200	
FICA							001-012-4270-2100	
PERS							001-012-4270-2200	
Workmens Comp							001-012-4270-2400	
Health Insurance							001-012-4270-2500	
Dental Insurance							001-012-4270-2501	
Life & Disability Insurance							001-012-4270-2600	
Total Payroll Expenses	\$0.00	\$0.00	\$0.00	\$0.00	\$0	\$0		
Operating Supplies				\$2,976.55			001-012-4270-3200	
Minor Equipment				2,035.00			001-012-4270-3400	
Professional Services			\$12,700.00				001-012-4270-4200	
Travel & Training			15,301.00				001-012-4270-4902	
	\$0.00	\$0.00	\$28,001.00	\$5,011.55	\$0	\$0		
Total Expenses	\$0.00	\$0.00	\$28,001.00	\$5,011.55	\$0	\$0		



City of Coeur d'Alene, Idaho
Departmental Summary and Description
Fire Department

Your Coeur d'Alene Fire Department's mission is to protect lives, property and the environment in order to improve the quality of life & safety of our community. We accomplish this by being an "All Hazards" department that provides: fire suppression, EMS first response & transport as well as Advanced Life Support, technical rescue, water rescue, disaster response, mass casualty response, event standbys, public relations, fire prevention and public outreach education.

WE ARE DRIVEN BY PERFECTION AND STEERED BY KNOWLEDGE, TRADITION AND INTEGRITY.

Year 2022-23 Accomplishments

- Implemented lateral hiring process and hired (4) new FF/ Paramedics in December 2022
- Added 3rd ALS ambulance at Station 4- March 1st, 2023
- Completion of Fire Boat facility at 3rd Street and conducted grand opening ceremony
- Partnership with the CDA Tribe to name the Fire Boat
- Purchased all new MSA SCBA units through the city budget process
- Completed ISRB re-rating process in April (awaiting report)
- Held first FD banquet since the pandemic started in 2020
- Enhanced presence on social media.
- Had (3) firefighters and their K-9's pass FSA certification.
- Four CDAFD firefighters: FF/PM Robinson, FF Thaxton, FF Matchell and FF Shackleton participated in Leukemia and Lymphoma stair climb and raised over \$17,000.

- FD Staff and Local 710 members had a record year with its Mobile Santa program: 7 nights of Mobile Santa, 31 different people volunteered their time, 225+
- Added our 3rd SWAT Paramedic to the team: FF/PM Cody Moore.
- Initiated an internal Capital Improvement Committee
- Reviewed and updated all FD SOP's and SOG's (Operations)
- Placed Rescue Unit in-service at Station-3/ Enhanced FD Technical Rescue Team for local responses (Operations)
- Re-elected as the President of the NIFCA
- Certified (6) new FD Peer Fitness Instructors
- Met with undersheriff and Police Chief to create an updated SWAT Medic MOU
- Joint Training with Wastewater/ updating safety procedures
- Local 710: 2-year CBA extension
- Deputy Chiefs placed into City Personnel Rules/ On call compensation
- 6 new department paramedics completed schooling and credentialed
- Completed Fire Captain & Battalion Chief promotional testing

Year 2023-24 Goals

- Begin FD Customer Centered Strategic Planning process
- Identify land location for Fire Station 5
- Begin planning for G.O. Bond in 2025
- Establish “best practices” for PFAS/ PPE
- Continued emphasis on PTSI/ FF fatigue
- Conduct entry level testing process and establish eligibility list (June 2023)
- Modify current high-rise ordinance
- Pursue “third party commercial inspections”
- Work with L-710 on Civil Service revisions
- Emphasize grant opportunities for staffing and equipment
- Continue to emphasize partnership opportunities in the community
- Complete Impact Fee Study
- Enhance our FD QA/QI process for EMS
- Transition to new FD reporting system with ESO
- Licensing of current FD paramedic students
- 2023-24 budget process
- Monthly analytics/ response times/ response standards
- Work with Local 710 on Auto-Aid project

CITY OF COEUR D'ALENE
ADOPTED BUDGET - FY 2023-24
FIRE DEPT

Description	2020 Actual	2021 Actual	2022 Actual	2023 8 months	2023 Adopted	2024 Adopted	Account	FTE
Wages	\$5,670,129.24	\$5,794,648.00	6,592,405.71	\$4,883,625.14	\$6,749,729	\$7,343,506	001-010-4231-1000	73
Holiday Pay	395,868.96	394,566.72	424,615.20	456,237.84	446,679	592,553	001-010-4231-1005	
Sick Leave Repurchase	31,719.96	39,315.63	32,396.09	34,224.83	49,937	51,435	001-010-4231-1006	
Shift Differential	27,991.18	32,160.92	43,186.06	87,225.65	45,830	45,830	001-010-4231-1100	
COVID-19	120,497.51	215,032.63	39,848.83	8,462.16			001-010-4231-1111	
Overtime	73,440.86	108,406.32	132,032.32	60,067.87	164,940	164,940	001-010-4231-1200	
Constant Staffing	560,052.43	536,092.93	249,165.62	198,178.16	350,000	350,000	001-010-4231-1201	
FLSA	120,124.84	123,788.64	136,085.60	154,785.96	178,883	261,371	001-010-4231-1205	
Cell Phone Allowance	1,850.00	2,075.00	2,700.00	1,712.50	3,000	3,000	001-010-4231-1500	
Reimbursements to Wages	(27,074.01)	(30,424.98)	(20,458.90)	(11,790.84)			001-010-4231-1600	
FICA / Medicare	105,961.06	110,925.40	117,127.45	89,846.00	115,841	127,782	001-010-4231-2100	
PERS	1,112,653.38	888,289.00	903,625.10	722,223.21	980,460	1,180,579	001-010-4231-2200	
PERS - 6.2%	425,532.30	434,252.16	452,954.45	386,881.49	495,320	546,380	001-010-4231-2210	
Workmens Compensation	189,775.85	137,837.23	185,592.70	151,985.70	317,479	334,887	001-010-4231-2400	
Health Insurance	871,571.66	887,512.84	947,959.94	647,295.08	1,028,850	1,041,428	001-010-4231-2500	
Dental Insurance	79,712.87	80,142.95	85,737.34	59,853.18	90,117	95,013	001-010-4231-2501	
Cobra & Retirees	54.01	7.58					001-010-4231-2502	
Health Reimbursement Acct	371,928.78	369,422.96	394,240.71	233,143.11	374,901	407,790	001-010-4231-2520	
Life & Disability Insurance	51,445.15	52,541.64	55,299.12	35,332.23	73,393	79,937	001-010-4231-2600	
Total Payroll Expenses	\$10,183,236.03	\$10,176,593.57	\$10,774,513.34	\$8,199,289.27	\$11,465,359	\$12,626,429		
Uniforms	\$34,210.22	\$36,444.12	61,759.62	\$39,919.38	\$72,400	\$72,400	001-010-4231-3001	
Protective Clothing	77,665.95	73,894.80	103,428.28	106,067.21	116,000	127,600	001-010-4231-3002	
Office Supplies	3,875.68	2,166.57	4,131.97	2,614.98	4,500	4,500	001-010-4231-3100	
Operating Supplies	15,161.83	18,058.21	22,943.37	15,906.44	21,446	21,446	001-010-4231-3200	
Fire Prevention	6,081.09	2,772.84	2,674.32	1,117.98	2,450	2,450	001-010-4231-3300	
Minor Equipment	33,842.70	55,791.54	51,628.26	45,941.76	59,963	109,163	001-010-4231-3400	
Fuels	38,135.07	49,166.09	81,302.92	42,748.59	84,000	84,000	001-010-4231-3500	
COVID Supplies	101,091.19	58,183.44	28,004.71	974.12			001-010-4231-3610	
Official Representation	4,929.16	4,888.37	3,162.84	4,997.88	4,990	4,990	001-010-4231-4100	
Professional Services	7,312.50	8,157.00	8,904.50	5,000.00	24,350	24,350	001-010-4231-4200	
Medical Tests and Exams	27,950.00	28,350.00	25,444.25	16,275.00	24,750	24,750	001-010-4231-4201	
Medical Services	2,081.85	2,642.45	3,884.77	4,186.45	8,800	8,800	001-010-4231-4300	
Dues/Subscriptions	3,254.33	2,129.23	1,815.28	1,592.53	2,700	2,700	001-010-4231-4800	
Public Education	1,776.78	3,026.42	5,512.11	628.36	4,800	4,800	001-010-4231-4901	
Travel /Training	66,644.17	85,211.06	95,588.75	66,748.79	142,848	142,848	001-010-4231-4902	
Communications	35,601.06	32,429.82	40,146.17	31,998.58	72,000	95,763	001-010-4231-5100	
Utilities	65,909.17	68,042.23	72,348.95	51,446.44	83,816	73,816	001-010-4231-5200	
Solid Waste	2,295.05	3,045.79	3,043.78	2,705.36	3,328	4,937	001-010-4231-5201	
R/M Building	25,815.92	59,991.15	44,282.74	24,603.23	49,850	45,850	001-010-4231-6000	
R/M Auto	45,950.70	53,092.77	68,904.49	37,885.13	48,701	48,701	001-010-4231-6100	
R/M Fire Boat							001-010-4231-6101	
R/M Other	29,875.79	43,346.77	36,563.15	6,921.81	38,000	38,000	001-010-4231-6200	
R/M Radio	6,498.46	1,781.69	1,804.89	1,899.58	3,500	7,910	001-010-4231-6201	
Total Services & Supplies	\$635,958.67	\$692,612.36	\$767,280.12	\$512,179.60	\$873,192	\$949,774		
Fire Station #4/ Boat House	\$12,750.00	\$148,210.64	\$300,075.94	\$162,109.29			001-010-4231-7235	
Furnaces for Fire Stations	22,224.40						001-010-4231-7516	
Extrication Tool - ITRT Grant	12,037.40						001-010-4231-7519	
SCBA - grant funded				610,812.16	\$986,610		001-010-4231-7515	
UTV Track - grant 19SHSP		5,299.00					001-010-4231-7525	
COVID-19 Capital	359,185.25						001-010-4231-7610	
Total Capital Outlay	\$406,197.05	\$153,509.64	\$300,075.94	\$772,921.45	\$986,610	\$0		
	\$11,225,391.75	\$11,022,715.57	\$11,841,869.40	\$9,484,390.32	\$13,325,161	\$13,576,203		



City of Coeur d'Alene, Idaho Departmental Summary and Description **Streets & Engineering Department**

Program Description

The Streets & Engineering Department provides maintenance and construction services within the City's rights-of-way, as well as provides vehicle maintenance and repair service to all departments. The Department also assists other City Departments in emergencies, events, asphalt and concrete construction, and electrical work. The Department prioritizes public safety as it relates to the maintenance, construction and repair of the street network, storm drain system, street lights, and traffic signals.

Major Objectives

- Ensure quality public infrastructure through vigilant public works inspections;
- Improve the quality of City streets and pavement markings;
- Provide a coordinated, responsive traffic signal system on priority corridors;
- Provide responsive and efficient fleet services to City departments and maintain ongoing communication to assist them with their needs for future planning;
- Continue to work with the school district to ensure safe routes to and around schools

Fiscal Year 2022-23 Accomplishments

- Continued to improve department efficiencies through cross-training;
- Increased the visibility and safety of fleet vehicles with lights and reflective decals;
- Increased street sweeper fleet to four to handle growth of street network;
- Corrected on-going settlement issue on Front Ave, correcting a drainage issue and repaired the McEuen parking garage, sidewalks, and plaza;
- Hired a field supervisor to help manage multiple crews;
- Upgraded 20 traffic signals to improve efficiency;
- Constructed a Prairie Trail trailhead parking lot in partnership with Kroc Center;
- Installed over 7000 tons of asphalt by City crews repairing City streets

Fiscal Year 2023-24 Goals

- Complete remodel of Department building to bring all of Department under one roof;
- Continue to cross-train in street ratings, inspections, asphalt maintenance, permit applications, right-of-way vacations, development review, and management;
- Create encroachment fees based on square footage of right-of-way obstructed;
- Start up a sidewalk rating inspection program;
- Complete pavement ratings and prioritize maintenance based on rating system;
- Prioritize fleet rotation to replace aging equipment

CITY OF COEUR D'ALENE
ADOPTED BUDGET - FY 2023-24
STREET / ENGINEERING DEPT

Description	2020 Actual	2021 Actual	2022 Actual	2023 8 Months	2023 Adopted	2024 Adopted	Account	FTE
Wages	\$2,058,810.67	\$1,936,018.21	\$2,057,466.01	\$1,393,983.68	\$2,305,314	\$2,272,127	001-018-4311-1000	35
Sick Leave Repurchase	5,661.76	1,686.80	1,728.80	2,197.63	2,100	2,285	001-018-4311-1006	
COVID-19	1,415.18	15,720.40					001-018-4311-1111	
Overtime	29,795.16	34,268.32	49,435.73	37,179.83	39,900	41,496	001-018-4311-1200	
Part Time	70,504.30	39,965.58	62,820.22	13,240.43	109,188	109,188	001-018-4311-1300	2.92
Cell Phone Allowance	4,585.00	4,290.00	3,060.00	1,840.00	3,240	2,760	001-018-4311-1500	
Misc Credits to Payroll	(257,590.56)	(161,912.10)	(250,243.50)	(114,691.47)	(331,654)	(331,654)	001-018-4311-1600	
FICA	160,371.89	150,397.84	160,734.14	107,092.45	188,173	185,730	001-018-4311-2100	
PERS	244,010.58	235,707.95	241,366.48	168,980.87	293,692	276,168	001-018-4311-2200	
Workmens Comp	79,835.90	57,986.10	68,303.21	56,025.89	117,031	101,727	001-018-4311-2400	
Health Insurance	463,597.81	446,170.88	474,372.48	319,465.72	582,312	509,824	001-018-4311-2500	
Dental Insurance	43,203.20	39,360.69	43,039.94	30,102.01	49,244	46,085	001-018-4311-2501	
Cobra & Retirees	999.45	-					001-018-4311-2502	
Health Reimbursement Acct	160,528.48	125,759.93	131,598.05	84,043.88	146,560	143,773	001-018-4311-2520	
Life & Disability Insurance	20,335.27	20,278.44	20,544.24	13,184.96	24,337	23,711	001-018-4311-2600	
Unemployment Insurance	2,816.18		1,637.85	1,329.60	5,000	5,000	001-018-4311-2800	
Total Payroll Expenses	\$3,088,880.27	\$2,945,699.04	\$3,065,863.65	\$2,113,975.48	\$3,534,437	\$3,388,219		
Office Supplies	\$7,998.52	\$7,287.77	\$7,092.84	\$2,049.18	\$9,500	\$10,000	001-018-4311-3100	
Operating Supplies	46,022.68	54,499.29	52,156.09	66,537.70	60,000	65,000	001-018-4311-3200	
Operating Supplies - Garage	34,144.74	27,125.22	21,496.30	14,200.87	35,000	30,000	001-018-4311-3201	
Signage / Barricades	21,911.61	25,991.38	12,595.27	8,355.48	15,000	15,000	001-018-4311-3270	
Pvmt Markers/Traffic Paint	31,239.51	70,360.20	53,904.27	91,953.40	80,000	80,000	001-018-4311-3280	
Deice Materials / Chemicals	57,255.55	(94.41)	109,236.92	19,313.31	40,000	55,000	001-018-4311-3290	
Miscellaneous Tools - Garage	11,270.10	3,764.79	4,834.49	860.90	6,000	4,500	001-018-4311-3400	
Minor Equipment	6,064.99	4,652.81	4,936.00		5,000	10,000	001-018-4311-3401	
Fuels/Lubes	96,245.64	103,836.19	179,795.12	121,687.62	157,500	180,000	001-018-4311-3500	
Sidewalk Reimbursements	23,312.00	14,203.00	6,770.00	2,128.00	10,000	10,000	001-018-4311-3600	
COVID-19 Supplies	1,362.80	1,359.42					001-018-4311-3610	
Official Representation	153.00			88.75	200	400	001-018-4311-4100	
Professional Services	32,699.95	2,653.33			10,000	7,500	001-018-4311-4200	
Dues/Subscriptions	5,318.52	2,511.60	2,719.50	2,190.60	3,200	3,200	001-018-4311-4800	
Public Transportation / KMPO	105,403.62	80,403.62	80,403.62	110,633.00	108,267	113,582	001-018-4311-4810	
Training - Other	6,280.12	1,702.00	10,055.04	1,017.94	10,000	10,000	001-018-4311-4902	
Communications	5,489.38	6,582.15	11,029.42	4,877.52	7,500	8,000	001-018-4311-5101	
Utilities - Garage	17,034.37	37,852.73	29,422.26	26,421.85	39,500	39,500	001-018-4311-5200	
Solid Waste	1,389.20	1,352.00	1,352.00	879.90	3,600	3,600	001-018-4311-5210	
R/M Streets Asphalt	119,412.96	63,025.09	22,526.83	31,273.31	225,000	225,000	001-018-4311-5901	
R/M Gravel/Grindings	15,332.38	7,430.10	4,756.30	2,333.69	15,000	15,000	001-018-4311-5903	
Dust Control Dirt Streets	16,433.49	8,898.48	14,193.60		16,000	20,000	001-018-4311-5904	
R/M Traffic Lights	140,680.05	119,904.50	144,731.22	28,238.37	80,000	100,000	001-018-4311-5910	
Equipment Rental	85,803.45	55,577.93	57,577.32	74,218.26	80,000	85,000	001-018-4311-5911	
R/M Building - Garage	43,074.63	4,759.09	8,985.05	5,156.81	10,000	10,000	001-018-4311-6000	
R/M Concrete and Sidewalks	32,883.45	34,015.45	28,066.71	2,108.30	75,000	75,000	001-018-4311-6010	
R/M Electrical	(8,259.70)	2,520.43	8,936.41	983.61	7,000	5,000	001-018-4311-6020	
R/M Other Equip	95,973.58	58,060.55	108,980.88	34,359.20	95,000	95,000	001-018-4311-6200	
Loader payments (3)					65,253	86,000	001-018-4311-6910	
Grader Lease payments (1)	103,706.11	103,706.35	103,706.35	69,825.24	33,881	33,881	001-018-4311-6910	
Leaf Pickup	54,482.61	43,782.38	67,419.87	45,855.00	70,000	70,000	001-018-4311-6310	
Overlay / Chip Seal Program	809,046.29	346,913.42	304,549.56	14,757.66	1,500,000	1,500,000	001-018-4311-6901	
Total Services & Supplies	\$2,019,165.60	\$1,294,636.86	\$1,462,229.24	\$782,305.47	\$2,872,401	\$2,965,163		
Used Surplus Equipment	\$84,400.00	\$119,614.37	\$58,882.25	\$10,650	\$90,000	\$90,000	001-018-4311-7505	
Backhoe - Used		44,125.15					001-018-4311-7521	
Vehicle Replacement				246,355	270,000	160,000	001-018-4311-7510	
Thermo-lay Machine	81,500.00						001-018-4311-7640	
Sign/Safety Board			70,552.00				001-018-4311-7620	
Crack Sealer - grant				87,400	92,000		001-018-4311-7690	
Street Dept Remodel - Carryover				28,000	1,000,000	500,000	001-018-4311-7200	
Total Capital Outlay	\$165,900.00	\$163,739.52	\$129,434.25	\$372,404.77	\$1,452,000.00	\$750,000.00		
	\$5,273,945.87	\$4,404,075.42	\$4,657,527.14	\$3,268,685.72	\$7,656,838	\$7,103,382		



City of Coeur d'Alene, Idaho Departmental Summary and Description **Parks Department**

Program Description

The Parks Department provides all landscape maintenance on city owned parks and properties. We maintain 587 acres that include 32 parks, 210 acres of national open space, and 39 miles of pedestrian and bike paths, and 9 miles of hiking trails. Due to the current economic climate, we are limiting our goals for big projects in this fiscal year.

Major Objectives

- Maintain restrooms and other park facilities.
- Provide grounds maintenance of turf, trees, and all landscaping.
- Support and help carry out numerous large-scale events; Ironman, 4th of July, Taste of the Coeur d'Alene's, Ales for the Trail, Brewfest, and three concert series, etc.
- Provide customer service to all facility use permit holders throughout the parks.

Fiscal Year 2022-23 Accomplishments

- Added two park maintenance positions
- Independence Point sidewalk and ADA ramp
- Established a food vendor at Atlas Park
- Kathleen Trail reconstruction
- Ramsey drainage project
- Construction of a shade structure at Riverstone Park
- Renewed agreements with: Arts & Culture Alliance (Riverstone Concert Series), North Idaho BMX, Brookes Seaplane, Davis Enterprises (Live After Five), Lake Coeur d'Alene Cruises, Panhandle Kiwanis (Taste of the Coeur d'Alene) and ROW Adventures
- New agreement with Michael Koep to offer Summer Concert Series, and an MOU with Inland Northwest Pickleball Club
- Cameras added to skatepark in partnership with Panhandle Health District

Fiscal Year 2023-24 Goals

- Replace mooring docks
- Resurface the tennis courts at Ramsey
- Increase vendors at Atlas Mill Park
- Resurface City Park basketball courts
- Removal of parking strip of grass along Ramsey Road

CITY OF COEUR D'ALENE
ADOPTED BUDGET - FY 2023-24
PARKS DEPT

Description	2020 Actual	2021 Actual	2022 Actual	2023 8 Months	2023 Adopted	2024 Adopted	Account	FTE
Wages	\$825,715.14	\$873,253.96	\$954,017.45	\$716,437.22	\$1,160,703	\$1,180,565	001-024-4381-1000	19.50
Sick Leave Repurchase	1,328.40	1,470.80	1,628.00	1,815.20	1,785	1,850	001-024-4381-1006	
COVID-19	5,613.14	-					001-024-4381-1111	
Over Time	24,853.32	43,022.74	50,350.27	16,898.82	26,250	27,300	001-024-4381-1200	
Part Time	216,212.71	147,496.73	122,090.00	59,514.90	224,640	224,640	001-024-4381-1300	6.00
Cell Phone Allowance	5,910.00	4,005.00	4,820.00	3,684.00	4,860	6,540	001-024-4381-1500	
Misc Credits to Payroll	(4,959.23)	(21,341.19)	(28,200.66)	(3,462.50)	(15,000)	(15,000)	001-024-4381-1600	
FICA	80,914.42	80,260.38	85,046.29	59,978.39	108,496	110,225	001-024-4381-2100	
PERS	103,127.71	109,011.90	118,259.02	87,815.19	142,513	138,346	001-024-4381-2200	
Workmens Comp	31,845.17	23,129.67	30,510.58	24,845.43	51,899	51,098	001-024-4381-2400	
Health Insurance	185,981.63	193,326.90	200,565.34	136,820.86	279,503	218,805	001-024-4381-2500	
Dental Insurance	15,693.77	15,875.83	15,587.06	11,677.70	22,144	18,812	001-024-4381-2501	
Health Reimbursement Acct	76,137.78	60,111.42	71,342.71	50,090.26	77,610	87,096	001-024-4381-2520	
Life & Disability Insurance	9,272.68	9,474.36	10,043.85	6,519.95	12,423	12,385	001-024-4381-2600	
Unemployment Insurance	10,816.85	-	6,996.37	3,506.80	15,000	15,000	001-024-4381-2800	
Total Payroll Expenses	\$1,588,463.49	\$1,539,098.50	\$1,643,056.28	\$1,176,142.22	\$2,112,826	\$2,077,662		
Downtown Business Impr Dis	\$7,986.78	\$10,284.35	\$5,938.33	\$4,779.70	\$9,000	\$9,000	001-024-4381-3050	
Office Supplies	3,574.12	3,901.68	4,433.06	2,801.03	4,000	4,120	001-024-4381-3100	
Operating Supplies	51,935.78	58,169.16	67,421.67	41,624.90	62,000	63,860	001-024-4381-3200	
Minor Equipment	59,934.82	37,404.65	30,803.20	16,252.93	25,000	32,000	001-024-4381-3400	
Fuels/Lubes	36,115.01	41,949.38	61,494.64	30,903.57	50,000	50,150	001-024-4381-3500	
COVID-19 Supplies	1,555.40	95.58					001-024-4381-3610	
Official Representation	304.75	369.42	850.48	103.17	750	775	001-024-4381-4100	
Professional Services	77,919.42	30,506.61	16,046.32	1,848.50	20,000	20,600	001-024-4381-4200	
Dues/Subscriptions	435.00	805.00	1,674.99	30.00	1,500	1,500	001-024-4381-4800	
Travel / Training	3,556.86	4,499.39	5,947.08	684.20	6,500	6,695	001-024-4381-4902	
Janitorial Supplies	19,879.01	31,513.29	25,348.81	14,110.15	30,000	31,000	001-024-4381-5000	
Communications	8,896.63	7,783.99	7,760.24	3,587.49	8,000	8,000	001-024-4381-5101	
Utilities - Water	96,523.27	125,770.23	109,890.46	23,458.92	135,000	135,000	001-024-4381-5200	
Utilities - Sewer	10,350.15	6,922.43	6,715.83	4,306.98	11,000	11,000	001-024-4381-5202	
Utilities - Portable Restrooms	39,925.57	37,121.79	52,101.94	28,593.68	45,000	47,250	001-024-4381-5204	
Utilities - Electric/Gas	97,863.78	114,359.68	118,589.30	76,702.36	120,000	120,000	001-024-4381-5206	
Solid Waste Fees	40,738.09	41,701.61	39,856.57	21,309.91	42,300	42,300	001-024-4381-5210	
Equip Rental	2,245.25	9,612.59	5,956.27	912.63	7,500	7,500	001-024-4381-5700	
R/M Grounds	52,588.51	60,356.54	70,580.31	60,488.37	55,000	56,650	001-024-4381-5900	
R/M Building	13,367.56	4,705.65	21,900.45	8,498.14	17,000	17,510	001-024-4381-6000	
R/M Auto	22,015.94	10,097.17	21,631.06	26,827.00	25,000	25,750	001-024-4381-6100	
R/M Other Equipment	30,300.50	24,574.03	39,841.86	33,135.80	35,000	36,050	001-024-4381-6200	
Tree Maintenance	8,955.00	12,432.06	6,337.95	4,352.75	10,000	10,000	001-024-4381-6301	
Centennial Trail	10,000.00	10,000.00	10,000.00	10,038.85	10,000	10,000	001-024-4381-6304	
Trail Maintenance & Supplies	2,120.00	3,840.11	4,754.20	1,122.88	5,000	5,000	001-024-4381-6305	
Summer Concert Series	9,702.50						001-024-4381-6310	
Total Services & Supplies	\$708,789.70	\$688,776.39	\$735,875.02	\$416,473.91	\$734,550	\$751,710		
Riverstone 2" cap fee						\$18,026	001-024-4381-	
Irrigation Meters						20,000	001-024-4381-	
Trailer				\$21,358.04	\$30,000		001-024-4381-7509	
Backhoe					65,000		001-024-4381-7521	
Mower	\$27,854.00				19,000	25,000	001-024-4381-7610	
Sweeper				39,996.43	40,000		001-024-4381-7634	
Turf Vehicles	8,239.79			11,634.71	30,000	44,000	001-024-4381-7505	
Spreader				6,050.00	10,000		001-024-4381-7633	
Tractor	21,000.00						001-024-4381-7615	
Pickup Truck	23,255.00						001-024-4381-7520	
Total Capital Outlay	\$80,348.79	\$0.00	\$0.00	\$79,039.18	\$194,000	\$107,026		
	\$2,377,601.98	\$2,227,874.89	\$2,378,931.30	\$1,671,655.31	\$3,041,376	\$2,936,398		



City of Coeur d'Alene, Idaho Departmental Summary and Description **Recreation Department**

Program Description

The Recreation department offers a variety of team sports, lifetime leisure activities, information classes, and community events. Programs are designed to meet the recreational needs of infants to senior citizens, and everyone in between.

Major Objectives

- To provide new programs, find ways to improve existing programs, and seek potential partnerships. The Department has seen a growing interest in activities for preschool aged kids. This will be a big focus going into next year.
- Events such as preschool aged camps, community yard sales, music conservatory partnerships are part of a genre of programs the Department is working to grow. These events will extend our reach into the community.
- Anticipate the needs of the changing community and structure programs and facilities accordingly to help build a healthy and active community.

Fiscal Year 2022-23 Accomplishments

- Participation numbers have continued to increase. On average over the last year our numbers in all programs have increased by 20%. For example our youth soccer program has grown from 336 kids in 2021 to 550 in the spring of 2023.
- The partnership between Recreation and the Inland Northwest Pickleball club has grown into a very successful partnership serving 100 participants in each of 3 rounds of lessons through the summer.
- The department began a new partnership with Cherry Hill BMX. As a new activity, they opened 15 spaces for us which we filled within 2 days of registration.
- The swim program continues to grow as the Department looks for more pool time in order to accommodate more children. The program has grown from Monday/Wednesday offerings to include Saturdays. This allows for an additional 40-50 participants every 6 weeks. We register 200 kids every six weeks.
- Renewed our partnership with Wylie E. Water whitewater rafting company. This was a partnership that had been on hold since 2020 due to pandemic issues and we are very excited to be working with them again. The city collects 30% of each registration that comes through the city.

Fiscal Year 2023-24 Goals

- Increase camp style programs with a bigger emphasis on preschool ages.
- Increase partnerships with outside user groups. This is an easy way to collect additional revenue (30% of total program revenue) with very little staff time dedicated to running the programs..
- Put a stronger emphasis on building partnerships with local organizations to have a stronger presence in outdoor leisure activities.
- Continue to work with CDA School district on our use of district facilities. Open discussions about our joint use agreement and the possibility of the city being able to rent out some of our gym time to outside users. At roughly \$40 an hour per indoor court, the department will be able to generate good revenue.

CITY OF COEUR D'ALENE
ADOPTED BUDGET - FY 2023-24
Recreation

Description	2020 Actual	2021 Actual	2022 Actual	2023 8 Months	2023 Adopted	2024 Adopted	Account	FTE
Wages	\$303,061.61	\$313,587.53	\$322,472.50	\$228,840.63	\$339,355	\$355,073	001-026-4391-1000	4.5
Sick Leave Repurchase	1,535.89	1,574.35	1,728.80	1,694.19	1,838	1,820	001-026-4391-1006	
COVID-19	1,243.18						001-026-4391-1111	
Overtime	753.79	1,980.73	2,046.93	2,451.05	2,100	2,184	001-026-4391-1200	
Part Time	61,314.47	53,530.31	85,151.43	69,885.89	93,287	121,887	001-026-4391-1300	3.51
Cell Phone Allowance	1,650.00	1,620.00	1,620.00	1,080.00	1,620	1,620	001-026-4391-1500	
FICA	27,961.59	28,151.35	31,221.11	22,933.66	33,524	36,918	001-026-4391-2100	
PERS	36,804.22	38,060.31	38,610.45	27,947.39	41,182	41,029	001-026-4391-2200	
Workmens Comp	6,714.14	4,876.59	5,649.39	4,034.70	8,428	8,523	001-026-4391-2400	
Health Insurance	41,765.55	42,663.26	43,795.33	30,833.16	45,492	47,637	001-026-4391-2500	
Dental Insurance	4,485.32	4,089.60	4,413.16	2,982.00	4,400	4,473	001-026-4391-2501	
Health Reimbursement Acct	23,481.96	20,319.96	22,969.87	15,333.82	25,240	26,483	001-026-4391-2520	
Life & Disability Insurance	2,634.24	2,698.84	2,781.69	1,714.26	3,400	3,517	001-026-4391-2600	
Unempl Insurance	1,865.82	-					001-026-4391-2800	
Total Payroll Expenses	\$515,271.78	\$513,152.83	\$562,460.66	\$409,730.75	\$599,865	\$651,164		
Office Supplies	\$1,068.89	\$1,461.05	\$1,957.24	\$1,694.01	\$1,800	\$1,800	001-026-4391-3100	
Operating Supplies	13,781.56	5,863.10	11,852.63	1,791.81	15,400	13,500	001-026-4391-3200	
Minor Equipment		2,419.00	466.45	2,227.61	2,500	2,500	001-026-4391-3400	
Fuels/Lubes	1,035.76	1,588.33	2,103.55	863.54	2,000	2,000	001-026-4391-3500	
Advertising & Printing	49.64	199.80	994.61	57.90	1,200	1,200	001-026-4391-4400	
Dues/Subscriptions				533.78	450	450	001-026-4391-4800	
Travel/Training	118.37			808.00	2,000	2,000	001-026-4391-4902	
Communications	122.32		41.56				001-026-4391-5101	
Utilities	14,903.39	17,101.10	16,543.79	5,128.85	19,500	19,500	001-026-4391-5200	
Solid Waste							001-026-4391-5201	
Bldg & Equip Rental	6,274.20	5,100.00	12,417.00	4,129.00	9,000	9,000	001-026-4391-5500	
S.D. Joint Use Agreement		27,500.00	30,000.00	30,000.00	30,000	30,000	001-026-4391-5700	
R/M Building/Grounds	12,196.48	1,962.49	1,960.32	1,735.27	10,000	5,000	001-026-4391-5900	
Skateboard Park					1,000		001-026-4391-5910	
R/M Auto	6,040.38	418.38	739.86	225.10	2,000	2,000	001-026-4391-6100	
R/M Other (Minor Equipment)	178.55	214.92	471.49	132.85	1,500	1,500	001-026-4391-6200	
Professional Services	20,842.88	21,352.00	31,639.84	14,183.00	46,500	32,000	001-026-4391-6300	
Misc Services & Sponsors	13,168.20	12,207.73	21,717.63	15,137.35	20,000	20,000	001-026-4391-6900	
Special Needs Recreation	15,000.00	15,000.00	15,500.00	15,500.00	15,500	17,500	001-026-4391-6901	
Total Services & Supplies	\$104,780.62	\$112,387.90	\$148,405.97	\$94,148.07	\$180,350	\$159,950		
ATV / UTV	\$10,079.12						001-026-4391-7505	
Field Dresser		\$19,337.00					001-026-4391-7515	
Pickup - grant				\$35,000.00	\$35,000		001-026-4391-7520	
Total Capital Outlay	\$10,079.12	\$19,337.00	\$0.00	\$35,000.00	\$35,000	\$0		
	\$630,131.52	\$644,877.73	\$710,866.63	\$538,878.82	\$815,215	\$811,114		



City of Coeur d'Alene, Idaho Departmental Summary and Description **Building Inspection Department**

Program Description

The Building Department is responsible for the health, safety, and welfare of the public by creating safe buildings. Our team is responsible for enforcing all applicable building, mechanical, accessibility, plumbing and housing codes and laws adopted by the City and State to ensure a safe and habitable building environment.

Major Objectives

- Administer the building, mechanical, and plumbing codes as adopted to ensure homes and businesses are safe and are accessible to everyone.
- Provide education on the building codes and construction practices for architects, contractors, homeowners, and students.
- Ensure plan reviews, issuance of permits, and inspections are completed both timely and accurately.
- Provide excellent customer service to the construction community, public, and other city departments.

Fiscal Year 2022-23 Accomplishments

- Brought in necessary certification training through our partnership with North Idaho Code Enforcers (NICE) and the Idaho Association of Building Officials (IDABO).
- Purchased two inspector vehicles.
- Assisted other city departments with construction projects.
- Continued to conduct building inspections within 24 hours from time of request.

Fiscal Year 2023-24 Goals

- Fill an open Permit Tech position.
- Modify the commercial review process to reduce paper plans and better electronic approval process.
- Review Blue Beam software as another tool to improve plan review. Blue Beam software is more compatible than Adobe with current designer software.
- Work with local builders and NIBCA to improve inspection process. We're discussing pre-inspections of floor framing prior to cover. This will identify floor framing issues early on to avoid difficult repairs.
- Continue local education and training through IDABO, NICE, and NIBCA
- Continue to be leaders in building safety for our region.
- Provide support for the upcoming impact fee study.

CITY OF COEUR D'ALENE
ADOPTED BUDGET - FY 2023-24
BUILDING INSPECTION DEPARTMENT

Description	2020 Actual	2021 Actual	2022 Actual	2023 8 Months	2023 Adopted	2024 Adopted	Account	FTE
Wages	\$585,412.86	\$612,252.29	645,891.15	\$464,579.16	\$688,204	\$729,914	001-030-4245-1000	10
Sick Leave Repurchase	1,759.20	1,847.71	1,744.33		1,890	1,966	001-030-4245-1006	
COVID		995.04					001-030-4245-1111	
Over Time			2,180.79	3,859.05			001-030-4245-1200	
Reimbursements to Payroll		(24.56)		(5.66)			001-030-4245-1600	
FICA	43,939.22	45,740.66	48,250.30	34,752.25	52,792	55,990	001-030-4245-2100	
PERS	70,000.95	73,442.58	77,588.00	55,931.52	82,397	83,251	001-030-4245-2200	
Workmens Comp	6,294.01	4,571.43	6,239.08	4,680.05	9,776	9,448	001-030-4245-2400	
Health Insurance	96,141.81	106,129.11	109,229.67	71,900.96	113,183	111,087	001-030-4245-2500	
Dental Insurance	9,392.45	10,219.14	9,697.56	6,520.48	9,690	9,781	001-030-4245-2501	
Health Reimbursement Acct	56,796.09	51,600.25	54,414.40	33,371.67	54,149	54,777	001-030-4245-2520	
Life & Disability Insurance	6,093.20	6,230.32	6,336.64	4,041.32	7,077	7,390	001-030-4245-2600	
Unemployment Insurance	2,119.95	-					001-030-4245-2800	
Total Payroll Expenses	\$877,949.74	\$913,003.97	\$961,571.92	\$679,630.80	\$1,019,158	\$1,063,604		
Office Supplies	\$6,387.33	\$5,376.86	4,683.63	\$811.94	\$7,395	\$6,000	001-030-4245-3100	
Minor Equipment	2,443.99	1,583.15	1,041.18	642.59	2,634	2,500	001-030-4245-3400	
Motor Fuels	4,272.14	6,020.62	6,919.62	2,496.88	7,080	6,500	001-030-4245-3500	
COVID-19 Supplies	2,422.15						001-030-4245-3610	
Official Representation	347.94	1,048.96	793.83	591.49	1,200	1,440	001-030-4245-4100	
Professional Services			12,500.00	16,400.00			001-030-4245-4200	
Dues/Subscriptions	1,065.00	1,862.25	2,833.06	1,111.00	3,869	3,869	001-030-4245-4800	
Building Code	1,456.13	3,832.90	3,825.00	2,715.00	3,600	3,600	001-030-4245-4900	
Travel / Training	3,472.04	2,277.90	3,038.00	2,574.66	7,140	14,000	001-030-4245-4902	
Communications	4,559.99	3,612.42	3,853.01	1,775.03	5,960	3,900	001-030-4245-5101	
R/M Office Equipment		90.00	359.80	448.28		500	001-030-4245-5800	
R/M Auto	1,495.06	1,048.97	2,789.04	296.13	3,200	2,000	001-030-4245-6100	
Total Services & Supplies	\$27,921.77	\$26,754.03	\$42,636.17	\$29,863.00	\$42,078	\$44,309		
Vehicle - grant	\$24,578.00			\$60,741.60	\$62,000		001-030-4245-7520	
Total Capital Outlay	\$24,578.00	\$0.00	\$0.00	\$60,741.60	\$62,000	\$0		
	\$930,449.51	\$939,758.00	\$1,004,208.09	\$770,235.40	\$1,123,236	\$1,107,913		

CITY OF COEUR D'ALENE
ADOPTED BUDGET - FY 2023-24
GENERAL GOVERNMENT

Description	2020 Actual	2021 Actual	2022 Actual	2023 8 Months	2023 Adopted	2024 Adopted	Account
Health Insurance	(\$82.23)		\$23.99				001-011-4191-2500
Dental Insurance	(420.24)						001-011-4191-2501
Life Insurance	(111.81)	\$39.81		(\$99.81)			001-011-4191-2600
COVID- Small Business Relief		123,221.46					001-011-4191-3610
Professional Services		3,918.52					001-011-4191-4200
City of CDA Employee Benefits	1,400,000.00						001-011-4191-4210
SA Aquifer to Kootenai County	738.50	773.40	711.01	758.71	\$800	\$800	001-011-4191-4255
1516 & 1620 Sherman expenses	15,660.86	69,411.74					001-011-4191-5200
GSPI Funds to Ignite		952,406.00					001-011-4191-5250
Transfer to Street Lighting Fund	105,000.00	129,000.00	26,400.00				001-011-4191-6992
Transfer to Public Art Fund		2,596.74	4,613.95				001-011-4191-6993
Transfers to Cem And P/C Funds	20,000.00	20,000.00	20,000.00	20,000.00	20,000	20,000	001-011-4191-6994
Transfer to Capital Projects			520,952.93	588,000.00	588,000	1,980,267	001-011-4191-6999
Interest Expense	16,747.51	16,998.71	17,253.69		17,500	18,000	001-011-4191-8200
Total Services & Supplies	\$1,557,532.59	\$1,318,366.38	\$589,955.57	608,658.90	626,300	\$2,019,067	
Property Purchases	\$802,997.55						001-011-4191-7100
Total Capital Outlay	\$802,997.55	\$0.00	\$0.00	-	\$0	\$0	
	\$2,360,530.14	\$1,318,366.38	\$589,955.57	608,658.90	\$626,300	\$2,019,067	

VEHICLE
EQUIPMENT
REPLACEMENT
SCHEDULE

**CITY OF COEUR D'ALENE FY 2023-24
CAPITAL REPLACEMENT SCHEDULE**

<u>Dept.</u>	<u>Description</u>	<u>Vehicle #</u>	<u>Original Cost</u>	<u>2023-2024</u>	<u>2024-2025</u>	<u>2025-2026</u>	<u>2026-2027</u>	<u>2027-2028</u>
Municipal Services	Copier for copy room		\$9,385	\$18,000				
Municipal Services	City wide Automation Plan			200,000	\$210,000	\$220,000	\$230,000	\$240,000
Municipal Services	2012 Dodge Grand Caravan	ADMIN 105A	11,500			20,000		
Municipal Services	2003 GMC Envoy	ADMIN 104	12,940		20,000			
Legal Dept	Copier Prosecutor's Office			5,000				
Building Maintenance	2007 CHEVY 1500 SILVERADO	PARKS 800	\$14,628			\$40,000		
Building Maintenance	2003 GMC PICKUP	PARKS 804	17,681		\$40,000			
Building Maintenance	1997 FORD RANGER PICKUP	PARKS 817	10,732			40,000		
Building Maintenance	2016 12' SCISSOR LIFT & TRAILER	PARKS 896	12,000				\$25,000	
Police	2018 FORD EXPLORER	P1809	67,682.00					
Police	2019 CHEVY EQUINOX	P1815	24,989.00					
Police	2018 CHEVY EQUINOX	P1816	21,798.00					48,000
Police	2012 POLARIS RANGER 500 EFI	PBRF515	11,577.00					
Police	2021 FORD EXPLORER	POL00283	70,551.00					
Police	2004 CHEV ASTRO VAN 4.3 LTR	POL1030	19,000.00			46,000		
Police	2005 CHEV IMPALA 3.8 ENG	POL1039	22,847.49	51,000				
Police	2005 CHEV IMPALA 3.8LTR	POL1042	33,447.49	51,000				
Police	2006 FORD CROWN VICTORIA 4.6LTR	POL1087	21,759.00					
Police	2007 CHEV COLORADO	POL1154	24,999.00					
Police	2009 FORD CROWN VICTORIA	POL1287	26,491.00					
Police	2009 CHEV IMPALA	POL1301	27,267.67					
Police	2001 DODGE RAM 1500 5.2L	POL1370	4,589.31				40,000	
Police	2011 FORD CROWN VICTORIA PI	POL1418	48,935.00					
Police	2012 CHEV IMPALA	POL1439	47,049.00	51,000				
Police	2013 FORD INTERCEPTOR	POL1448	50,119.00					48,000
Police	2013 FORD INTERCEPTOR	POL1449	50,785.88					
Police	2013 POLICE INTERCEPTOR	POL1492	50,119.00					
Police	2013 FORD INTERCEPTOR	POL1494	50,785.88					
Police	2013 CHEVY IMPALA	POL1495	47,255.09					48,000
Police	2014 FORD F150 XL EXTENDED	POL1585	26,948.00					48,000
Police	2014 FORD TAURUS POLICE INTERCEPTOR	POL1594	50,974.41					
Police	2014 POLICE INTERCEPTOR UTILITY	POL1595	52,730.00		48,000			
Police	2014 CHEVY IMPALA	POL1596	46,684.80	51,000			46,000	
Police	2015 FORD POLICE INTERCEPTOR	POL1622	51,197.00		46,000			
Police	2015 FORD POLICE INTERCEPTOR	POL1623.	52,907.00					
Police	2015 FORD POLICE INTERCEPTOR	POL1626	57,871.00					
Police	2015 FORD POLICE INTERCEPTOR	POL1632	56,657.00					
Police	2015 CHEVY IMPALA LIMITED	POL1645	46,157.00					
Police	2015 CHEVY IMPALA LIMITED	POL1648	46,157.00		46,000			
Police	2016 FORD POLICE INTERCEPTOR UTILITY WAGON	POL1654	58,929.00		46,000			
Police	2015 FORD F150	POL1659	46,500.00			46,000		

**CITY OF COEUR D'ALENE FY 2023-24
CAPITAL REPLACEMENT SCHEDULE**

<u>Dept.</u>	<u>Description</u>	<u>Vehicle #</u>	<u>Original Cost</u>	<u>2023-2024</u>	<u>2024-2025</u>	<u>2025-2026</u>	<u>2026-2027</u>	<u>2027-2028</u>
Police	2016 FORD POLICE INTERCEPTOR UTILITY WAGON	POL1670	55,765.00					
Police	2016 FORD POLICE INTERCEPTOR UTILITY WAGON	POL1671	55,765.00			46,000		
Police	2016 FORD POLICE INTERCETOR SEDAN	POL1672	54,917.00				46,000	
Police	2016 FORD POLICE INTERCETOR SEDAN	POL1673	54,917.00			46,000		
Police	2016 FORD POLICE INTERCEPTOR UTILITY WAGON	POL1674	55,765.00					
Police	2016 FORD POLICE INTERCEPTOR UTILITY WAGON	POL1675	58,700.00					
Police	2016 FORD POLICE INTERCEPTOR UTILITY WAGON	POL1678	56,355.00					
Police	2016 FORD F550 DIESEL XLT TRUCK	POL1694	56,113.00					
Police	2016 FORD POLICE INTERCEPTOR UTILITY WAGON	POL1697	31,355.00					
Police	2016 FORD POLICE INTERCEPTOR UTILITY WAGON	POL1698	31,355.00					
Police	2016 FORD EDGE	POL1708	30,200.00					
Police	2016 FORD EDGE	POL1712	30,571.00					
Police	2016 FORD EDGE	POL1713	30,200.00					
Police	2017 FORD EXPLORER	POL1739	62,357.93		46,000			
Police	2017 FORD EXPLORER	POL1740	62,357.93		46,000			
Police	2017 FORD EXPLORER	POL1741	62,357.93			46,000		
Police	2017 FORD EXPLORER	POL1742	62,357.93					
Police	2017 FORD EXPLORER	POL1743	62,357.93			46,000		
Police	2017 FORD EXPLORER	POL1744	62,357.93				46,000	
Police	2008 FORD F550 DIESEL TRUCK	POL1808	40,000.00					
Police	2020 FORD EXPLORER	POL1905	64,776.00					
Police	2020 FORD EXPLORER	POL1906	64,776.00					
Police	2020 FORD EXPLORER	POL1907	64,776.00					
Police	2020 FORD EXPLORER	POL1908	64,776.00					
Police	2022 FORD EDGE	POL21297	41,815.00					
Police	2022 FORD EXPLORER SUV	POL55701	66,444.00					
Police	2022 FORD EXPLORER SUV	POL56380	66,444.00					
Police	2015 FORD SE 1.5 L FUSION	POL577701	45,150.00					
Police	2015 CHEV TRAVERSE AWD 4DR	POL580453	32,608.24					
Police	2015 DODGE DURANGO	POL580933	41,938.00					
Police	2015 JEEP GRAND CHEROKEE	POL580934	29,388.00					
Police	2015 DODGE DURANGO	POL580935	43,938.00					
Police	2022 FORD EXPLORER SUV	POL58577	66,444.00					
Police	2015 DODGE DURANGO	POL590875	40,373.00					
Police	2022 FORD EXPLORER SUV	POL59811	66,444.00					
Police	2016 FORD ESCAPE	POL608281	25,357.57				46,000	
Police	2022 JEEP GRAND CHEROKEE	POL616219	42,988.00					
Police	2017 JEEP GRAND CHEROKEE	POL637822	38,314.00					
Police	2017 CHEVY TRAVERSE	POL637827	40,640.00					
Police	2018 DODGE DURANGO SXT AWD	POL639366	40,413.00					
Police	2008 CHEV TAHOE 5.3LTR	POL642553	52,480.00					

**CITY OF COEUR D'ALENE FY 2023-24
CAPITAL REPLACEMENT SCHEDULE**

<u>Dept.</u>	<u>Description</u>	<u>Vehicle #</u>	<u>Original Cost</u>	<u>2023-2024</u>	<u>2024-2025</u>	<u>2025-2026</u>	<u>2026-2027</u>	<u>2027-2028</u>
Police	1995 FORD F SUPER DUTY	POL656	95,927.00	68,000				
Police	2018 JEEP GRAND CHEROKEE	POL667138	38,761.00					
Police	2018 CHEVY EQUINOX	POL667139	22,912.00					
Police	2017 FORD EXPLORER	POL675308	64,298.00					
Police	2009 JEEP PATRIOT 4x4	POL677202	8,987.00	51,000				
Police	2003 CHEVY BLAZER	POL677921	15,780.00					48,000
Police	2018 JEEP GRAND CHEROKEE	POL694898	34,000.00					
Police	2018 RAM 1500	POL694899	30,448.00					
Police	2013 FORD EXPLORER	POL698763	16,500.00					
Police	2013 FORD EXPLORER	POL698765	10,500.00					
Police	2013 FORD EXPLORER	POL709358	10,500.00	51,000				
Police	2021 FORD EXPLORER	POL7134	69,051.00					
Police	2021 FORD EXPLORER	POL7135	69,051.00					
Police	2021 FORD EXPLORER	POL7136	71,661.00					
Police	2002 CHEVY TAHOE	POL864	29,500.00	55,000				
Police	2017 LDV TRAILER	POLA14538	252,457.00					
Police	2013 AEP NORTH AMERICA 5400	POLALPR	62,465.00					
Police	2009 CHEVY IMPALA	POLCPD2	49,867.67					48,000
Police	2007 CHEVY IMPALA 3.9 LTR	POLCPD3	46,955.00					48,000
Police	2004 FORD F-350 CREW CAB	POLK678933	15,213.00					
Police	2014 JEEP GRAND CHEROKEE	POLKH505U	2,500.00					
Police	2013 FORD EXPLORER	POLKH506U	14,000.00					
Police	2013 FORD EXPLORER	POLKH507U	2,500.00					
Police	2007 HONDA RUBICON ATV	POLKRH681	2,500.00					
Police	2007 HONDA RUBICON ATV	POLKRH682	2,500.00					
Police	2017 KAWASAKI UTILITY MULE	POLMULE	15,124.00					
Police	1993 RADAR TRAILER	POLRADAR	7,999.00					
Police	2016 INTERSTATE TRAILER 7X14 ENCLOSED	POLZKJ874	4,871.14					
Police	LINUX SERVER HARDWARE & SOFTWARE		64,030.00					
Police	8 APX 6000 PORTABLE RADIOS		46,661.65					
Fire	1924 AMERICAN LAFRANCE ANTIQUE FIRE TRUCK	FIRE1924	\$30,000					
Fire	2007 SCBA REFILL LIBERTY II TRAILER	FIRE310	50,000					
Fire	2005 FOREST RIVER UTILITY TRAILER	FIRE313	65,350					
Fire	2016 ALUMINUM KOKOPELLI TRAILER (FIRE BOAT TRAILER)	FIRE314	14,835					
Fire	2015 FOREST RIVER CARGO UTILITY TRAILER	FIRE316	36,195					
Fire	2015 FOREST RIVER UTILITY TRAILER	FIRE317	31,350					
Fire	2002 TEREX TX51-19M FORK LIFT	FIRE319	21,000					
Fire	2007 SPARTAN GLADIATOR CLASSIC	FIRE322	485,934					
Fire	2003 SPARTAN GLADIATOR PUMPER	FIRE323	400,875					
Fire	2016 ROSENBAUER COMMANDER PUMPER FIRE APPARATUS	FIRE324	662,263		675,000			
Fire	2016 ROSENBAUER COMMANDER PUMPER FIRE APPARATUS	FIRE325	662,263		675,000			

**CITY OF COEUR D'ALENE FY 2023-24
CAPITAL REPLACEMENT SCHEDULE**

<u>Dept.</u>	<u>Description</u>	<u>Vehicle #</u>	<u>Orginal Cost</u>	<u>2023-2024</u>	<u>2024-2025</u>	<u>2025-2026</u>	<u>2026-2027</u>	<u>2027-2028</u>
Fire	2016 ROSENBAUER COMMANDER PUMPER FIRE APPARATUS	FIRE326	662,263		675,000			
Fire	1999 E-ONE LADDER TRUCK	FIRE341	595,492					
Fire	2017 ROSENBAUER LADDER FIRE TRUCK	FIRE342	1,098,622		1,250,000			
Fire	1995 DODGE 2500 8LTR	FIRE350	20,291		53,000			
Fire	2016 DODGE RAM 5500	FIRE353	157,000					
Fire	2006 GMC BRUSH TRUCK 7.8LTR	FIRE354	131,861					
Fire	2006 KAWASAKI/MULE 3010	FIRE355	9,088		14,000			
Fire	2015 KAWASAKI MULE	FIRE356	15,000					
Fire	2016 FORD F-350 UTILITY TRUCK	FIRE357	43,002					
Fire	2017 FORD F-350 UTILITY TRUCK	FIRE358	33,835					
Fire	2018 KAWASAKI MULE PRO FXT EPS	FIRE359	19,495					
Fire	1947 BUFFALO 750	FIRE360						
Fire	2021 POLARIS UTV	FIRE361	19,266					
Fire	2016 FIRE BOAT 32" LANDING CRAFT	FIRE371	387,269					
Fire	2006 SPARTAN BIG EASY	FIRE380	641,644		700,000			
Fire	2017 FORD EXPLORER	FIRE388	54,502		60,000			
Fire	1997 FREIGHTLINER MASS CASUALTY	FIRE389						
Fire	2017 FORD EXPLORER	FIRE390	54,502		60,000			
Fire	2017 FORD EXPLORER	FIRE391	54,502		60,000			
Fire	2008 CHEVROLET TAHOE 5.3LTR	FIRE392	46,300					
Fire	2016 FORD F 150	FIRE393	72,591		80,000			
Fire	2017 FORD EXPLORER	FIRE394	54,502		60,000			
Fire	2014 MERCURY INFLATABLE BOAT	FIRE395	10,050					
Fire	2016 FORD F250 SUPER CAB XL	FIRE396	37,623		43,000			
Fire	2016 FORD F250 SUPER CAB XL	FIRE397	37,623		43,000			
Fire	2008 CHEVROLET TAHOE 5.3LTR	FIRE399	46,300					
Streets	2011 DODGE TRUCK	ST201	25,137.00					
Streets	2008 CHEVY 1500 5.3 LTR	ST202	22,680.00				\$25,000	
Streets	2009 CHEVY Silverado PU	ST203	25,000.00			\$30,000		
Streets	2009 CHEVY TRUCK	ST204	24,974.50					\$30,000
Streets	2011 Chevy Silverado	ST205	21,314.00					
Streets	2007 FORD EXPLORER	ST206	20,421.75	\$20,000				
Streets	2005 DODGE 1500 4.7	ST207	16,241.00	40,000				
Streets	2009 CHEVY PICKUP	ST208	18,000.00					
Streets	1998 CHEVY PICK UP 5.7 LTR	ST209	19,795.00					
Streets	2006 FORD TRUCK	ST210	24,974.50					
Streets	2015 GMC Sierra 3500 Flatbed	ST211	36,789.00					
Streets	2017 CHEVROLET SILVERADO	ST212	20,764.00					
Streets	2003 GMC 3500 LIC# C12605	ST213	29,104.00		\$40,000			
Streets	2009 CHEVY 3500	ST214	22,100.00				65,000	
Streets	2008 CHEVY 3500 6 LTR	ST215	24,830.00			65,000		

**CITY OF COEUR D'ALENE FY 2023-24
CAPITAL REPLACEMENT SCHEDULE**

<u>Dept.</u>	<u>Description</u>	<u>Vehicle #</u>	<u>Original Cost</u>	<u>2023-2024</u>	<u>2024-2025</u>	<u>2025-2026</u>	<u>2026-2027</u>	<u>2027-2028</u>
Streets	2003 FORD F350 5.4L	ST216	41,029.00				30,000	
Streets	2004 FORD F150 PICK UP	ST217	22,019.00					
Streets	2007 FORD F150 TRUCK	ST218	15,578.15	40,000				
Streets	2004 FREIGHTLINER	ST220	42,000.00					
Streets	2002 GMC TOPKICK	ST221	82,184.00			350,000		
Streets	2003 FL80 FREIGHTLINER	ST222	82,184.00				195,000	
Streets	2001 GMC TOPKICK DUMP TRUCK	ST223	64,982.20		350,000			
Streets	2006 International Dump Truck	ST225	17,805.00					
Streets	2003 International 4300 Diesel Dump Truck	ST226	36,600.00					
Streets	2004 Intern 7600 Dump Truck	ST229	29,164.00					250,000
Streets	2019 New Caterpillar 930M Wheel Loader	ST230	193,390.53					
Streets	2019 New Caterpillar 930M Wheel Loader	ST231	193,390.53					
Streets	2019 New Caterpillar 930M Wheel Loader	ST232	193,390.53					
Streets	2003 938G CAT LOADER	ST233	165,000.00					
Streets	2005 TOYOTA FORKLIFT	ST236	16,900.00					
Streets	1997 580L CASE BACKHOE	ST238	46,592.00					
Streets	2011 CATERPILLAR 4WD BACKHOE	ST239	84,490.68					
Streets	2014 JOHN DEERE MOTOR GRADER	ST240	238,075.00					
Streets	2020 VOLVO GRADER	ST241	50,000.00					
Streets	1999 GMC C6500 TRUCK	ST248	136,230.00					
Streets	2013 WAUSAU-EVEREST SNOWBLOWER	ST249	53,900.00					
Streets	2012 CHEVY SILVERADO PICKUP	ST251	24,098.00					
Streets	2008 STERLING BUCKET TRUCK	ST252	46,580.00				70,000	
Streets	1988 HEAVY SIGN TRAILER	ST253	8,300.00					
Streets	2000 PLASTIC SIGN TRAILER	ST254	3,500.00					
Streets	PAINT STRIPER TRAILER	ST255						
Streets	2020 GRACO RD LAZER LINE STRIPING	ST256	2,794.65					
Streets	1993 PAVEMENT STRIPPER	ST257	1,800.00					135,000
Streets	2006 FORD LOW CAB FOWARD	ST258	113,000.00					
Streets	2000 GMC FLATBED TRUCK	ST259	27,669.00					
Streets	2001 FREIGHTLINER JET TRUCK LIL JET	ST261	96,962.38					
Streets	1994 WHITE GMC WATER TRUCK	ST266	23,133.00					
Streets	2007 EXCAVATOR	ST267	22,000.00			135,000		
Streets	Tymco Model 600 Air Sweeper	ST271 (DRG1	177,465.00					
Streets	K & K SYSTEMS READER BOARDS	ST274A						
Streets	K & K SYSTEMS READER BOARDS	ST274B						
Streets	1998 GMC 3500 TRUCK 5.7 LTR	ST275	19,100.00					
Streets	2006 GMC SIERRA 4.8LTR	ST276	19,858.70					
Streets	2003 GMC SIERRA PICKUP	ST277	21,169.50	40,000				
Streets	1998 INGERSOLL-RAND DD-24 ROLLER	ST282	25,526.00					
Streets	2016 Carlson Paver	ST283	137,300.00					

**CITY OF COEUR D'ALENE FY 2023-24
CAPITAL REPLACEMENT SCHEDULE**

<u>Dept.</u>	<u>Description</u>	<u>Vehicle #</u>	<u>Original Cost</u>	<u>2023-2024</u>	<u>2024-2025</u>	<u>2025-2026</u>	<u>2026-2027</u>	<u>2027-2028</u>
Streets	1998 CRAFTCO CRACK SEALER	ST284	38,500.00					
Streets	2007 LEE BOY L500 TACK SPRAY TRAILER	ST285	17,000.00					
Streets	2019 DURAPATCHER	ST286	86,390.00					
Streets	2009 Felling Deck Over Trailer	ST287	24,979.16					
Streets	2017 Dynapac Drum Roller	ST288	39,165.00					
Streets	1997 INTERSTATE TRAILER	ST289	10,000.00					
Streets	1990 EAGLE FLATBED TRAILER	ST291	6,800.00					
Streets	1990 5 X 8 UTILITY TRAILER	ST292	995.00					
Streets	2015 CARRY-ON TRAILER	ST292B	800.00					
Streets	2005 AIR COMPRESSOR	ST294	9,300.00	20,000				
Streets	2000 3500 GMC TRUCK	ST295	66,886.03					
Streets	1994 TANDEM AXLE TRAILER	ST295A	8,000.00					
Streets	2016 Wacker Neuson -upright compactor		2,395.00					
Streets	Solar Portable Message Board		23,528.58					
Streets	2006 International Dump Truck		20,455.00					
Streets	RD8100PDL Locator		7,784.20					
Streets	HP DesignJet T830 Printer HP		5,155.25					
Engineering	2000 CHEVY 1500 TRUCK	ENG611	20,914.00				40,000	
Engineering	2005 DODGE DAKOTA	ENG600	23,897.89					
Engineering	2005 CHEVROLET 4.2LTR	ENG605	16,665.67					
Parks	2017 CHEVY 1500 SILVERADO	PARKS800	\$14,628.00					
Parks	2008 CHEVY 2500 SERVICE BODY TRUCK	PARKS802	34,223.00					
Parks	2005 CHEVY SK20 RED TRUCK	PARKS803	11,000.00					
Parks	2003 GMC SIERRA PICKUP	PARKS 804	17,681.00					
Parks	2004 GMC SIERRA 150 PICKUP	PARKS806	15,559.50		20,000			
Parks	2002 FORD F150 PICKUP	PARKS807	6,000.00					
Parks	2008 FORD F550 4 WHEEL SUPER DUTY TRUCK	PARKS808	24,680.00					
Parks	1998 GMC K3500 TRUCK	PARKS809	19,191.00			20,000		
Parks	2007 GMC WHITE PICKUP -CAB A	PARKS810	21,299.00				25,000	
Parks	2007 GMC WHITE PICKUP - CAB A	PARKS812	22,590.00				25,000	
Parks	1990 GMC 2500 PICKUP TRUCK	PARKS813	17,155.00					
Parks	2008 FORD F150 PICKUP WHITE	PARKS814	13,328.00					
Parks	1985 FORD 700 BOOM TRUCK	PARKS815	27,750.00					
Parks	2006 CHEVY 6 LTR	PARKS816	22,391.00					
Parks	1997 RANGER PICKUP	PARKS817	10,732.00					
Parks	1990 CHEVY 3/4 TON, 4X4, W/UTILITY BOX	PARKS818	19,305.00					
Parks	2008 DODGE RAM PICKUP	PARKS819	21,277.89				25,000	
Parks	2003 GMC PICKUP	PARKS820	15,000.00			25,000		
Parks	1998 FORD RANGER PICKUP	PARKS821	16,976.00					
Parks	2016 GMC SIERRA 250 PICKUP	PARKS822	26,530.00					
Parks	2004 CHEVY 3500	PARKS823	14,628.06					20,000

**CITY OF COEUR D'ALENE FY 2023-24
CAPITAL REPLACEMENT SCHEDULE**

<u>Dept.</u>	<u>Description</u>	<u>Vehicle #</u>	<u>Original Cost</u>	<u>2023-2024</u>	<u>2024-2025</u>	<u>2025-2026</u>	<u>2026-2027</u>	<u>2027-2028</u>
Parks	2011 DODGE RAM 3500 4X4 507 LTR	PARKS825	52,743.87					
Parks	1980 CASE BACKHOE	PARKS830-B	28,000.00					
Parks	2004 FORD F450 FLATBED	PARKS854	26,874.38					40,000
Parks	2018 BANDIT BRUSH INTIMIDATER CHIPPER	PARKS855	31,482.00					
Parks	1994 FORD F150, X-CAB	PARKS880	6,984.25					
Parks	1992 CHEVY 4.3, C1500 PICKUP	PARKS881	12,109.00					
Parks	2008 GMC Sierra 150 1/2 ton, 4WD Pickup	PARKS882	22,883.00					
Parks	2008 GMC MEDIUM DUT	PARKS883	32,999.00			40,000		
Parks	2005 FORD F150 PICKUP WHITE	PARKS884	10,172.00			25,000		
Parks	1980 GMC 1 TON FLAT BED	PARKS886	9,233.00					
Parks	2009 CHEVY SILVERADO 2500 HD	PARKS888	19,543.00					30,000
Parks	2002FORD F350 TRUCK	PARKS889	32,973.40					
Parks	2013 CARGO TRAILER	PARKS891	28,000.00					
Parks	2007 KAWASAKI MULE	PARKS834-C	5,000.00					
Parks	2007 KAWASAKI MULE	PARKS834-D	5,000.00	22,000				
Parks	1992 OLATHE SWEEPER	PARKS838-A	10,000.00					
Parks	1987 RYAN AERATOR	PARKS850-A	8,000.00					
Parks	1998 TORO AERATOR	PARKS850-B	8,000.00					
Parks	2015 TORO PROCORE SR70	PARKS850-D	19,818.21					
Parks	2002 HONDA ATV	PARKS852-A	5,500.00		22,000			
Parks	205 KUBOTA ATV	PARKS852-B	12,000.00					
Parks	2008 INGERSOLL COMPRESSOR	PARKS856-A	5,000.00					
Parks	1992 JOHN DEERE GATOR 4X2	PARKS857-A	3,500.00				20,000	
Parks	2001 JOHN DEERE GATOR	PARKS857-B	3,863.00					
Parks	2003 JOHN DEERE GATER 6X4	PARKS857-C	4,200.00					
Parks	1992 JOHN DEERE GATOR 4X2	PARKS857-D	6,888.00	22,000				
Parks	2017 JOHN DEERE GATOR 825i	PARKS857-F	15,846.00					
Parks	2007 HUSQVRNA MOWER	PARKS860-D	4,500.00					
Parks	2002 TORO MOWER	PARKS860-E	72,000.00					
Parks	1991 TORO MOWER	PARKS860-G	8,500.00					
Parks	2018 TORO GRANDSTAND	PARKS860-H	6,100.00					
Parks	1995 TROYBUILT MOWER	PARKS860-J	1,000.00					
Parks	2007 GRAVELY MOWER	PARKS860-L	6,000.00					
Parks	2007 GRAVELY MOWER	PARKS860-M	6,000.00					
Parks	2007 KUBOTA MOWER	PARKS860-T	12,000.00			25,000		
Parks	2007 KUBOTA MOWER	PARKS860-V	15,000.00	25,000				
Parks	2020 GRAVELY MOWER	PARKS860-W	11,654.00					
Parks	2020 GRAVELY MOWER	PARKS860-X	14,200.00					
Parks	2016 JOHN DEERE MUV	PARKS861-A	15,846.00					
Parks	2019 KUBOTA 48' SNOWBLOWER	PARKS865-H	5,500.00					
Parks	1986 OLATHE SWEEPER	PARKS869-A	10,000.00					

**CITY OF COEUR D'ALENE FY 2023-24
CAPITAL REPLACEMENT SCHEDULE**

<u>Dept.</u>	<u>Description</u>	<u>Vehicle #</u>	<u>Original Cost</u>	<u>2023-2024</u>	<u>2024-2025</u>	<u>2025-2026</u>	<u>2026-2027</u>	<u>2027-2028</u>
Parks	1995 TORO SWEEPER	PARKS869-B	15,000.00					
Parks	2006 TORO SWEEPER	PARKS869-C	13,000.00					
Parks	2007 TENENT SWEEPER	PARKS869-D	10,000.00					
Parks	2018 SMITH CO SWEEP STAR 48H	PARKS 869-F	27,210.20					
Parks	2005 JOHN DEERE TRACTOR	PARKS870-B	15,000.00					
Parks	1997 TRACTOR, TURF TIRE, 4 WHEEL DRIVE, 3 POINT PTO, W/	PARKS870-C	17,392.00					
Parks	1995 KUBOTA TRACTOR	PARKS870-D	19,000.00					30,000
Parks	1992 FORD TRACTOR	PARKS870-E	13,000.00					
Parks	2014 TYM TRACTOR	PARKS870-F	35,000.00					
Parks	KUBOTA B2601 TRACTOR	PARKS870-G	15,500.00					
Parks	1993 WACHS TRASHPUMP		9,975.00					
Parks	2018 KUBOTA 4x4 UTILITY	PARKS852-I	22,650.00					
Parks	2019 KUBOTA X1100CWL-H	PARKS852-J	18,950.00					
Parks	FELLING DUMP TRAILER	NEW						
Parks	FERTILIZER SPREADER	NEW						
Parks	SWISHER ZERO TURN ROUGH CUT MOWER	NEW						
Parks	2020 HONDA ATV RED 4 TRAX RANCHER	PARKS852-K	8,239.79					
Parks	2016 12' SCISSOR LIFT TRAILER		5,000.00					
Parks	1998 CHEV 1/2 TON PICK UP 4.3 LT	PARKS890	14,623.00			25,000		
Parks	2001 CHEV S10 PICK UP TRUCK	PARKS892	13,549.30		25,000			
Parks	2005 CHEVROLET SILVERADO TRUCK	PARKS893	13,256.00				40,000	
Parks	2003 INTERNATIONAL TRUCK	PARKS894	24,881.52					
Parks	HOTSY PRESSUREWASHER		8,000.00					
Parks	WEST SNOW PLOW		5,882.00					
Parks	2019 HONDA ATV	PARKS852-F	7,611.00					
Parks	STUMP GRINDER				20,000			
Rec	1993 HONDA ATV	RECM415	\$2,500		\$11,000			
Rec	2001 JOHN DEERE FIELD DRESSER	REC1200A-1	10,000					
Rec	2002 GMC 1500 TRUCK	REC505	18,124			\$35,000		
Rec	2004 JOHN DEERE BUNKER RAKE	REC1200A-2	10,000		20,000			
Rec	2005 CHEVROLET TRAILBLAZER	REC506	16,500					
Rec	2007 FORD E450 SUPER DUTY	REC507	52,480					
Rec	2007 CHEVROLET	REC509	18,986					
Rec	2008 GMC CANYON 2.9 LTR	REC508	13,891					
Rec	2013 CHEVROLET	REC510	22,475					
Rec	2015 JOHN DEERE BUNKER RAKE	REC1200A-3	13,015				\$25,000	
Rec	2019 HONDA CAN AM	RECM414	7,611					
Rec	2013 DODGE RAM 1500	REC500	17,950					
Rec	2017 BENNCHE UTV		6,400					
Rec	2020 CUB CADET UV UTV CHAL400	REC521	10,079					
Rec	2021 BUNKER RAKE	REC1200A-4	19,337					

**CITY OF COEUR D'ALENE FY 2023-24
CAPITAL REPLACEMENT SCHEDULE**

<u>Dept.</u>	<u>Description</u>	<u>Vehicle #</u>	<u>Original Cost</u>	<u>2023-2024</u>	<u>2024-2025</u>	<u>2025-2026</u>	<u>2026-2027</u>	<u>2027-2028</u>
Rec	2019 GMC Terrain	REC511	35,000					
Building Inspection	2016 Ford Escape 4WD Wagon	BLDG956	\$23,896					\$33,000
Building Inspection	2016 Ford Escape 4WD Wagon	BLDG954	23,896					
Building Inspection	2022 Chevy Equinox LT	BLDG955	29,179					
Building Inspection	2022 Chevy Equinox LT	BLDG958	29,179					
Building Inspection	2008 Chevy Trailblazer	BLDG959	15,900				\$32,000	
Building Inspection	2019 Ford Escape	BLDG957	22,896					
Building Inspection	2020 Ford Escape	BLDG951	24,578					

TOTAL GENERAL FUND

\$16,541,566	\$881,000	\$5,504,000	\$1,371,000	\$1,096,000	\$1,144,000
---------------------	------------------	--------------------	--------------------	--------------------	--------------------

Building Repairs and Equipment

<u>Dept</u>	<u>Description</u>	<u>Building</u>	<u>2023-24</u>	<u>2024-25</u>	<u>2025-26</u>	<u>2026-27</u>	<u>2027-28</u>
Building Maintenance	8th Street Shop Roof Replacement	Street Shop	\$25,000				
Building Maintenance	Police Pole Building Hot Water Upgrade	Police Pole	6,000				
Building Maintenance	Boiler Loop Maintenance Repair	Police		\$10,000			
Building Maintenance	Seal Coat parking lots - Library & Police			15,000	\$12,000		

TOTAL BUILDING MAINTENANCE DEPT

\$0	\$31,000	\$25,000	\$12,000	\$0	\$0
------------	-----------------	-----------------	-----------------	------------	------------

Water	2010 FORD ESCAPE	WTR700	\$17,495				
Water	2015 Ford F250 Crew Cab XL	WTR701	26,830			\$31,000	
Water	2013 Ford F150	WTR702	21,213				\$35,000
Water	2020 Chevy Silverado 1500 4WD	WTR703	28,161				
Water	2009 F250 FORD TRUCK	WTR704	18,206		\$35,000		
Water	2016 FORD SUPERCAB XL 4WD	WTR705	23,184				\$31,000
Water	2012 DODGE RAM 1500	WTR706	19,550				
Water	2017 FORD F-150	WTR707	28,794				34,000
Water	2020 FORD F150	WTR708	28,000				
Water	2008 Ford F150 Reg PU	WTR711	16,389				
Water	2020 FORD F350	WTR 740	29,595				
Water	2019 Ford F550 Chassis Super 4x4	WTR765	38,379				
Water	2016 FORD SUPERCAB 162" SRW	WTR766	43,354			49,000	
Water	2012 F-350 ROLL BED TRUCK	WTR767	22,408				45,000
Water	2022 FORD F250 EX CAB 4X4	WTR768	19,008				
Water	2008 FORD F350 1 TON	WTR769	28,439				
Water	2021 FORD F450	WTR 770	39,842				
Water	2015 Ford F250 Crew Cab XL	WTR771	26,830		31,000		
Water	2018 Dodge Ram 5500 4X4	WTR772	32,391				

**CITY OF COEUR D'ALENE FY 2023-24
CAPITAL REPLACEMENT SCHEDULE**

<u>Dept.</u>	<u>Description</u>	<u>Vehicle #</u>	<u>Original Cost</u>	<u>2023-2024</u>	<u>2024-2025</u>	<u>2025-2026</u>	<u>2026-2027</u>	<u>2027-2028</u>
Water	2009 DODGE 3500 TRUCK	WTR773	20,449					
Water	2015 FORD F650 CREW CAB CHASSIS	WTR774	116,505		135,000			
Water	2013 FORD F150	WTR775	21,475			50,000		
Water	2013 FREIGHTLINER TANDEM DUMP TRUCK	WTR776	126,219				200,000	
Water	2006 JET-VAC TRUCK (BIG BLUE)	WTR777	216,279	700,000				
Water	2009 Freightliner Tandem Dump Truck	WTR778	134,983			200,000		
Water	2021 CATERPILLAR 4WD BACKHOE	WTR780	113,454					
Water	2015 CAT 420F IT BACKHOE	WTR781	89,438		135,000			
Water	2006 FORK LIFT	WTR782	17,400					
Water	1994 LEROI 125 AIR COMPRESSOR	WTR783	17,000					30,000
Water	2021 CATERPILLAR 305E2 TRACK EXCAVATOR	WTR784	74,963					
Water	2008 FORK LIFT	WTR785	13,500					
Water	2017 TRAILER 5'x8' MESH FLOOR WITH GATE	WTR786	650				1,500	
Water	1980 BOBCAT TRAILER	WTR788	10,700					
Water	2015 INTERSTATE FLATBED EQUIP TRAILER	WTR789	32,261					60,000
Water	2011 VIRATORY SCREENER	WTR790	43,000				60,000	
Water	2002 ROLLER WACKER COMPACTER	WTR791	23,693		35,000			
Water	1988 ALCOP PUP DUMP TRAILER	WTR792	5,750				27,000	
Water	2013 PJ DECKOVER TRAILER 8' by 22'	WTR793	6,459					
Water	2019 CATERPILLAR 930M WHEEL LOADER	WTR794	193,391		217,000			
Water	2023 METER BOX VAN	WTR712	50,000					
Wastewater	2022 CHEVROLET EQUINOX	WW400	\$26,530					
Wastewater	2015 GMC TERRAIN	WW401	24,120		\$28,462			
WasteWater	2008 FORD ESCAPE HYBRID	WW402	26,200				\$25,000	
WasteWater	2016 FORD F150 SUPER CREW XL 5	WW403	31,050		40,000			
WasteWater	2022 GMC SIERRA 1500	WW405	34,097					
WasteWater	2011 FORD F250 4WD 6.2LTR	WW410	21,842		27,500			
WasteWater	2023 CHEVY COLORADO - LAB TRUCK	WW411	30,540					
WasteWater	2013 FREIGHTLINER M2106 DUMP TRUCK	WW412	126,556			\$200,000		
WasteWater	2010 FREIGHTLINER	WW413	111,820					
WasteWater	2021 JOHN DEERE X750 MOWER	WW418	10,851				18,126	
WasteWater	2017 DODGE RAM 1500	WW420	27,662				32,641	
WasteWater	2019 CAT LOADER 938M	WW428S	189,465					
WasteWater	2019 CAT LOADER 950GC	WW429S	200,285					
WasteWater	2014 GMC SIERRA	WW440	36,831			46,000		
WasteWater	2009 F350 SUPER DUTY 6.8LTR	WW441	31,882			80,000		
WasteWater	2013 GMC 3500HD 4X4	WW442	51,503	\$85,000				
WasteWater	2009 FORD E450 6.8LTR C13484	WW443	154,197	325,000				
WasteWater	2013 GMC 1500 SIERRA 4X4	WW444	23,340					
WasteWater	2012 FREIGHTLINER	WW445	161,712	300,000				
WasteWater	2017 FREIGHTLINER TANK TRUCK	WW446	384,820					

**CITY OF COEUR D'ALENE FY 2023-24
CAPITAL REPLACEMENT SCHEDULE**


<u>Dept.</u>	<u>Description</u>	<u>Vehicle #</u>	<u>Original Cost</u>	<u>2023-2024</u>	<u>2024-2025</u>	<u>2025-2026</u>	<u>2026-2027</u>	<u>2027-2028</u>	
WasteWater	2015 FREIGHLINER TANK TRUCK - FLUSH AND VACUUM TRUCK	WW447	102,050			137,158			
WasteWater	2017 CATERPILLAR 430F2 BACKHOE LOADER	WW448	63,091						
WasteWater	1998 JOHN DEERE LAWN TRACTOR	WW455	13,000						
WasteWater	2010 GEHL 5640 SKID STEER LOADER	WW456	39,338		50,353				
WasteWater	2008 CAT GENERATOR #2	WW457	21,848				60,000		
WasteWater	2019 CATERPILLAR XQ60 GENERATOR	WW458	52,184						
WasteWater	2001 SULLAIR AIR COMPRESSOR 143HR	WW459	14,000				34,820		
WasteWater	2004 TH330J CAT TELEHANDLER FORKLIFT	WW460	48,735	175,000					
WasteWater	2018 LINDE FORKLIFT	WW461	20,900						
WasteWater	2017 SSTE 4x4-10 NOVO TRAILER UNIT- 6" TRASH PUMP	WWEQ102	31,435						
WasteWater	2017 SSTE 4x4-10 NOVO TRAILER UNIT- 4" TRASH PUMP	WWEQ104	26,517						
WasteWater	1999 EAGLE UTILITY FLATBED TRAILER	WWEQ124	5,000						
WasteWater	DUMP TRAILER			20,000					
WasteWater	2016 JOHN DEERE UTV XUV550	WWEQ201	13,200						
WasteWater	2008 GEM ELECTRIC CAR	WWEQ202	10,955	25,000					
WasteWater	2 LOADERS (COMPOST) - CAT LEASE			260,000					
Drainage	2019 KUBOTA SKID STEER	DRNG1068	\$99,700					\$150,000	
Drainage	2004 E450 SUPER DUTY	DRNG1064	123,950			\$250,000			
Drainage	2010 FREIGHTLINER - VAC-ALL	DRNG1062	194,021				\$350,000		
Drainage	2015 RAM 1500 TRUCK	DRNG1060	24,934	\$45,000					
Drainage	2015 TYMCO MODEL 600 AIR SWEEPER	DRNG1067	177,465		\$350,000				
Drainage	2005 CONTRAIL EQUIP TRAILER	DRNG1065	6,000						
Drainage	2017 TAKEUCHI TB290 EXCAVATOR	DRNG1066	99,126					115,000	
Drainage	2018 JET TRUCK	DRNG1063	368,973						
Drainage	Cold Planer Series 2		14,955						
Drainage	Towmaster 14DT Drop Deck Trailer	DRNG1068A	10,000						
Drainage	Fox Car Trailer	DRNG1073	1,995						
Drainage	Schwartz Sweeper	DRNG1072	259,402			\$250,000			
Drainage	2021 Towmaster Deck Tilt Trailer	DRNG1070	31,827						
Drainage	2009 FORD F450	DRNG1075	24,264						
Drainage	2020 Western Star 4700 SF Dump Truck	DRNG1078	169,125				350,000		
Drainage	2020 Schwartz Sweeper	DRNG1073	317,533						
TOTAL PROPRIETARY FUND				\$5,926,461	\$1,935,000	\$1,084,315	\$1,293,158	\$1,235,087	\$424,000

SPECIAL REVENUE
FUNDS

**CITY OF COEUR D'ALENE
FINANCIAL SUMMARY, FISCAL YEAR 2023-24
SPECIAL REVENUE FUNDS**

SPECIAL REVENUE FUNDS	REVENUES					EXPENDITURES					ENDING BALANCE
	BEGINNING BALANCE	PROPERTY TAXES	TRFS IN	OTHER INCOME	TOTAL REVENUES	WAGES/ BENEFITS	SERVICES/ SUPPLIES	CAPITAL OUTLAY	TRFS OUT	TOTAL EXPENDS	
Library Fund	\$164,872	\$1,811,273		\$25,550	\$2,001,695	\$1,591,695	\$220,000	\$190,000		\$2,001,695	
CDBG *				389,963	389,963	86,319	303,644			389,963	
Impact Fees Fund				675,000	675,000		10,000		\$53,000	63,000	612,000
Parks Capital Imp.	70,000		\$200,000	587,000	857,000		56,500	653,560		710,060	146,940
Annexation Fees	1,041,000				1,041,000				520,000	520,000	521,000
Cemetery Fund	100,874			256,800	357,674	218,524	86,650		52,500	357,674	
Cemetery Perpetual Care	1,000,000		72,500	7,000	1,079,500		4,500			4,500	1,075,000
Jewett House	615			28,000	28,615		28,615			28,615	
Reforestation	6,500				6,500		6,500			6,500	
Street Trees	60,000			52,000	112,000		112,000			112,000	
Community Canopy				1,500	1,500		1,500			1,500	
Public Art Fund	534,000			18,500	552,500		29,500	210,000		239,500	313,000
TOTALS:	\$2,977,861	\$1,811,273	\$272,500	\$2,041,313	\$7,102,947	\$1,896,538	\$859,409	\$1,053,560	\$625,500	\$4,435,007	\$2,667,940

* - Community Development Block Grant



City of Coeur d'Alene, Idaho Departmental Summary and Description **Library**

Program Description

The Coeur d'Alene Public Library is committed to excellence in library services. Dedicated to lifelong learning, the library provides free and equal access to a full range of historical, intellectual, and cultural resources.

The Coeur d'Alene Public Library is a modern library that satisfies community needs through its exceptional programming and multimedia collection. Our excellent staff's personal touch and responsiveness to changing needs provides an intergenerational public space that becomes an inviting community hub for all our residents.

We envision the library to be both a physical place and a virtual space for residents to meet, share ideas, be entertained, educated and informed.

Library users experience this vision when they use the services of the Coeur d'Alene Public Library. They find a library that:

- Is innovative and continually changing, and adapting to meet community needs.
- Is a safe and secure welcoming location for our community's students with materials, spaces, and activities to engage their interest.
- Is a welcoming, inviting community hub connecting a diverse population of users to their community and to each other.

Major Objectives

- To provide up to date and historical materials in a variety of formats.
- To plan and present programs for all ages.
- To offer assistance to patrons:
 - Reader's advisory
 - Research and information
 - Technical training and support
- To serve an ever-growing community and respond to community needs.
- To enhance literacy throughout the community through outreach to underserved populations.
- To provide spaces for community activities.
- To collaborate with area libraries to share resources.
- To offer excellent library services to all community members.

Fiscal Year 2022-23 Accomplishments

- The library welcomed 198,088 visitors during 2022.
- Patrons checked out 289,266 physical items and 66,371 eBooks & eAudiobooks from the library during 2022, a 17% increase in total circulation of materials over 2021.
- 17,216 items were added to the collection in 2022, a 5% increase over 2021.
- The library's range of recreational and educational programs were attended by 19,974 residents during 2022, a 34% increase over 2021.
- Children's services and programming has recently experienced a surge in usage. The children's collections are circulating at a higher rate than they have previously. The 122,822 physical items checked out in FY 21-22 set a fiscal year record and the library is currently on track to break it again in FY 22-23. 6,257 residents have attended 137 programs during FY 2022-23 to date, representing a 245% increase in attendance over the same period last year.
- The library's outreach staff expanded on a partnership with the Coeur d'Alene School District, holding literacy and science, technology, engineering, and mathematics (STEM) activities for all grade levels at several elementary school locations.
- Established the Library of Things collection that features a growing range of non-traditional items for check out such as electronic equipment, crafting tools, musical instruments, board games and outdoor games.
- The Coeur d'Alene Library Foundation, Inc. ran a successful annual campaign that focused on upgrades to the Children's Library. Knudtsen Chevrolet generously donated \$25,000 towards the centerpiece playhouse cabin. Architects West have kindly donated their time to manage the design and fabrication of the cabin.

Fiscal Year 2023-24 Goals

- Assess features and services that enhance the library facility and its impact. e.g., Continue to explore funding sources for future library facility updates with the City of Coeur d'Alene, Coeur d'Alene Library Foundation, Inc., and Friends of Coeur d'Alene Public Library.
- Increase the library's programming output to meet demand and provide a full range of programming opportunities for all ages.
- Ongoing collection development to provide excellent materials for all ages and interests in a variety of formats.
- Build upon the progress that has been made towards increasing outreach to schools, daycares, senior facilities, community centers, etc. by continuing to make connections and provide support, tools, and equipment for outreach staff.
- Expand the library's marketing efforts to better reach and inform all residents. E.g., Improve the library website, incorporate additional social media platforms as appropriate, and explore ways to post promotional materials offsite.
- Further enhance the Coeur d'Alene Digital Archives website (cdarchives.org) to allow for hosting of additional historic archives. E.g., Continue with the CDA Press digitization project.
- Strengthen community partnerships to foster new collaborative opportunities that align with the library's service mission.

CITY OF COEUR D'ALENE
ADOPTED BUDGET - FY 2023-24
LIBRARY FUND

Description	2020 Actual	2021 Actual	2022 Actual	2023 8 Months	2023 Adopted	2024 Adopted	Account	FTE
Property Tax - Current Year	\$1,746,518.65	\$1,625,157.23	\$1,608,617.69	\$1,107,026.16	\$1,777,266	\$1,811,273	003-000-3110-0000	
Property Tax - Prior Year	18,052.46	13,339.80	12,476.10	13,868.71			003-000-3120-0000	
State Grant	10,400.00	16,226.83	5,100.00	2,226.58	5,000	5,000	003-000-3310-0000	
Printing & Photocopy	3,903.76	1,357.31	2,706.67	1,761.67	2,500	2,500	003-000-3410-5000	
Non Resident Fees	150.00	175.00	150.35	187.00	150	150	003-000-3560-0100	
Inter-Library Loans		30.99	111.95	19.95			003-000-3560-0200	
Library Fines	155.85	51.42	22.98	46.96			003-000-3610-2000	
Private Donations	1.00		5,000.00	456.20			003-000-3760-0100	
Sale of Books-Lost or Damaged	2,730.79	2,884.20	5,919.08	1,696.32	3,000	3,000	003-000-3790-3100	
Other Revenue	3,734.55	4,009.79	2,540.62	2,805.29	3,000	3,000	003-000-3790-4000	
Beginning Cash					157,129	164,872	003-000-3990-0000	
Interest	4,181.62	471.03	1,301.29	8,082.76	400	11,900	003-000-3710-0000	
Total Revenues	\$1,789,828.68	\$1,663,703.60	\$1,643,946.73	\$1,138,177.60	\$1,948,445	\$2,001,695		
Wages	\$676,664.46	\$630,568.87	\$665,026.45	\$487,570.04	\$764,179	\$803,291	003-028-4611-1000	14
Sick Leave Repurchase			55.22	39.23			003-028-4611-1006	
COVID-19	14,541.66	2,392.55					003-028-4611-1111	
Part Time	226,117.45	273,215.64	288,406.34	193,717.52	301,482	335,984	003-028-4611-1300	9.50
FICA	68,730.61	68,241.45	71,768.68	51,408.57	81,607	87,243	003-028-4611-2100	
PERS	102,730.71	105,285.04	112,091.84	80,323.00	127,370	129,721	003-028-4611-2200	
Workmens Compensation	1,592.56	1,156.70	1,324.90	929.20	1,941	1,973	003-028-4611-2400	
Health Insurance	141,164.05	126,557.94	145,878.15	81,261.94	170,387	139,572	003-028-4611-2500	
Dental Insurance	12,210.31	10,096.55	12,517.78	7,006.94	13,800	11,664	003-028-4611-2501	
Health Reimbursement Acct	69,429.07	47,053.09	51,995.93	38,690.05	57,787	73,563	003-028-4611-2520	
Life & Disability Insurance	7,443.34	7,114.56	7,610.72	5,016.91	8,393	8,684	003-028-4611-2600	
Unemployment Insurance	21,559.93				1,500	-	003-028-4611-2800	
Total Payroll Expenses	\$1,342,184.15	\$1,271,682.39	\$1,356,676.01	\$945,963.40	\$1,528,445	\$1,591,695		
Office Supplies	\$31,074.91	\$32,475.74	\$43,735.90	\$16,648.49	\$40,000	\$40,000	003-028-4611-3100	
Postage and Courier Fees	16,493.73	16,080.26	14,091.76	11,991.31	15,000	16,000	003-028-4611-3101	
Computer Maintenance	28,264.35	5,351.78	5,406.70	8,404.60	15,000	15,000	003-028-4611-3102	
Periodicals	9,564.27	9,129.12	8,157.59	2,861.24	8,000	7,000	003-028-4611-3200	
Promotional Supplies	1,475.22	2,093.64	1,518.16	(151.00)	2,000	1,000	003-028-4611-3400	
Grant Related Expenditures			7,562.70	2,007.69			003-028-4611-4650	
Dues / Subscriptions	51,092.43	61,960.77	59,264.86	29,916.98	55,000	54,000	003-028-4611-4800	
Training	7,636.92	1,145.40	8,300.39	1,661.56	10,000	5,000	003-028-4611-4902	
Utilities	72,626.56	71,413.01	75,380.95	44,710.97	80,000	75,000	003-028-4611-5200	
Photocopier Maint & Supplies	3,612.46	6,494.60	6,232.78	5,015.92	5,000	7,000	003-028-4611-6900	
Total Services & Supplies	\$221,840.85	\$206,144.32	\$229,651.79	\$123,067.76	\$230,000	\$220,000		
Children's Area Remodel				\$456.20			003-028-4611-7200	
Photocopier		\$8,082.00					003-028-4611-7430	
Books	\$173,484.69	174,926.01	\$171,665.14	98,546.93	\$190,000	\$190,000	003-028-4611-7701	
Total Capital Outlay	\$173,484.69	\$183,008.01	\$171,665.14	\$99,003.13	\$190,000	\$190,000		
Total Expenses	\$1,737,509.69	\$1,660,834.72	\$1,757,992.94	\$1,168,034.29	\$1,948,445	\$2,001,695		
Total Revenues over (under) expenses	\$52,318.99	\$2,868.88	(\$114,046.21)	(\$29,856.69)	\$0	(\$0)		



City of Coeur d'Alene, Idaho Departmental Summary and Description Community Development Block Grant

Program Description

The City receives an annual Community Development Block Grant from the U.S. Department of Housing and Urban Development (HUD). The objective of this grant is to support lower income residents of Coeur d'Alene, which can include the following projects: housing rehabilitation for lower income families, increase of affordable housing (for rent and for sale units), the provision of economic development opportunities, supportive infrastructure development in lower income areas of the City, senior support, aid to local organizations whose mission it is to provide safety for lower income residents. This grant is managed by the City's Planning Department with additional oversight provided by the City's Finance Department.

Major Objectives

- Facilitate sub-recipient management, fund dispersal and program compliance for the following activities:
 - For Sale and For Rent Affordable Housing activities
 - Accessible Sidewalk Improvement: available in the City's lower income census tracts
 - Emergency Minor Home Repair and Accessibility (EMRAP): Available to local qualifying homeowners
 - Annual Community Opportunity Grant Cycle: available to public, private and government entities
 - Annual Meals on Wheels Grant to Lake City Center: senior support

Fiscal Year 2023-24 Accomplishments

- Assisted Habitat for Humanity's LMI homeownership project consisting of 21 units.
- Administered 12 EMRAP projects, including one sewer connection project.
- Dispersed \$10,000 for the Annual Meals on Wheels grant.
- Managed and administered remaining CDBG-CV FUNDS (COVID-19 CARES ACT) funds. All CDBG-CV funds have been dispersed and all projects have been closed out. Projects included rental, utility, childcare and transportation subsistence, as well as emergency housing, food bank assistance and increased assistance to the Meals on Wheels program.

- Managed Community Opportunity Grant Cycle for HUD Plan Year 2022 with a budget of \$192,367. The funding was distributed to two local agencies, TESH, and St. Vincent de Paul in support of their facility rehab projects.
- Engaged community members and the CDBG ad hoc advisory committee to complete the Consolidated Plan for 2023-2027.
- Surveyed community members, department heads and City Council for the 5-Year Consolidated Plan and 2023 Annual Action Plan to help identify funding priorities to benefit the City's low-to-moderate income community members.
- Developed a 5-Year Consolidated Plan and 2023 Annual Action Plan with new goals for the 5-year funding timeframe that includes an Affirmatively Furthering Fair Housing component that is specific to Coeur d'Alene, using some of the data and background information from the Housing Report prepared by the University of Idaho.
- Completed a HUD Monitoring and a PRAC audit for CV projects.
- Completed Plan Year Change to an October 1 start date to align with the City's fiscal year.

Fiscal Year 2023-24 Goals

- Actively seek and implement strategic partnerships to increase affordable housing opportunities.
- Implement the 2023-2027 5-Year Consolidated Plan and 2023 Annual Action Plan
- Manage the Community Opportunity Grant program to address community needs, based on survey and information from stakeholders and partner organizations.
- Actively work with the 2022 grant recipients to implement community priorities and meet HUD grant reporting requirements.
- Administer 10-15 EMRAP projects, including the expanded sewer connection program, which allows a cap of \$20,000.
- Disperse funds for the Annual Meals on Wheels grant with the increased amount of \$10,000.
- Work with the Streets & Engineering Department to achieve sidewalk goals utilizing CDBG sidewalk funds to benefit low-to-moderate community members.

CITY OF COEUR D'ALENE
ADOPTED BUDGET - FY 2023-24
COMMUNITY DEVELOPMENT BLOCK GRANT

Description	2020 Actual	2021 Actual	2022 Actual	2023 8 Months	2023 Adopted	2024 Adopted	Account	FTE
Federal Grant	\$295,848.17	\$511,563.67	\$453,407.51	\$73,633.12			005-000-3310-0000	
Federal Grant - Plan Year 2018					\$1,803	\$1,803	005-000-3310-0000	
Federal Grant - Plan Year 2019					14,601	14,600	005-000-3310-0000	
Federal Grant - Plan Year 2020					154,450	5,000	005-000-3310-0000	
Federal Grant - Plan Year 2021					194,919	5,000	005-000-3310-0000	
Federal Grant - Plan Year 2022					314,229	5,000	005-000-3310-0000	
Federal Grant - Plan Year 2023					38,401	358,560	005-000-3310-0000	
CDBG-CV (COVID-19 CARES Act) **					61,840		005-000-3310-0000	
Total Revenues	\$295,848.17	\$511,563.67	\$453,407.51	\$ 73,633.12	\$780,243	\$389,963		
Wages		\$46,410.57	\$49,954.24	\$36,564.33	\$54,844	\$59,890	005-046-4159-1000	1
FICA		3,343.90	3,821.43	2,651.82	4,196	4,582	005-046-4159-2100	
PERS		5,541.41	5,964.59	4,365.74	6,548	7,151	005-046-4159-2200	
Workmens Comp					948	1,035	005-046-4159-2400	
Health Insurance		8,419.16	8,694.44	5,979.04	8,973	9,238	005-046-4159-2500	
Dental Insurance		794.12	804.96	536.64	805	805	005-046-4159-2501	
Health Reimbursement Acct		2,979.96	2,979.96	1,820.81	2,980	2,980	005-046-4159-2520	
Life & Disability Insurance		189.84	189.84	126.56	601	639	005-046-4159-2600	
Total Payroll Expenses	\$0.00	\$67,678.96	\$72,409.46	\$52,044.94	\$79,894	\$86,319		
CDBG Administration	\$1,718.80	\$2,382.71	\$70.21		\$5,000	\$3,474	005-046-4159-4230	
Community Opportunity Grants					538,687	196,848	005-046-4159-4235	
Meals on Wheels					10,000	10,000	005-046-4159-4235	
Sidewalks					15,000	31,403	005-046-4159-4235	
EMRAP					69,822	61,919	005-046-4159-4235	
CDBG Projects	151,000.67	441,502.00	380,927.84	\$156,449.16			005-046-4159-4235	
CDBG-CV (COVID-19 CARES Act) **	143,184.99				61,840		005-046-4159-4240	
Total Services & Supplies	\$295,904.46	\$443,884.71	\$380,998.05	\$156,449.16	\$700,349	\$303,644		
Total Expenses	\$295,904.46	\$511,563.67	\$453,407.51	\$208,494.10	\$780,243	\$389,963		
Total Revenues over (under) expenses	(\$56.29)	\$0.00	\$0.00	(\$134,860.98)	(\$0)	\$0		

*** Federal Grant Allocation by Year**

HUD PY2017 (actual)	\$301,850
HUD PY2018 (actual)	318,476
HUD PY2019 (actual)	329,815
HUD PY2020 (actual)	339,427
HUD PY2021 (actual)	360,490
HUD PY2022 (actual)	349,112

PY2023 Distribution of CDBG Funds

CDBG Administration	20%	\$71,712
Community Opportunity Grants	54.9%	196,848
Meals on Wheels	2.8%	10,000
Sidewalks	0.0%	
EMRAP	17%	61,919
EMRAP Admin	5%	18,081
	100%	\$358,560

CDBG-CV Funds 2020-2022**

CDBG-CV Admin	13%	\$59,359
Grants*	87%	387,439
	100%	\$446,798

Available Admin Funds:

Admin (funds from PY23)	\$71,722
EMRAP Administration	\$15,000
	\$86,722

** All CDBG-CV funds will have been expended at the start of FY23/24

*** Admin funds can be used to pay wages, benefits, travel/training, memberships, equipment, and required CDBG studies
 A portion of the EMRAP funds will be used to administer the program and will be used for Total Payroll Expenses

CITY OF COEUR D'ALENE
ADOPTED BUDGET - FY 2023-24
IMPACT FEES FUND

Description	2020 Actual	2021 Actual	2022 Actual	2023 8 Months	2023 Adopted	2024 Adopted	Account
Impact Fees Collected	\$1,078,788.10	\$1,216,711.59	\$795,459.51	\$299,404.68	\$650,000	\$650,000	021-000-3720-7200
Beginning Cash					5,000,000		021-000-3990-0000
Interest Income	55,400.04	7,579.77	25,589.72	157,925.93		25,000	021-000-3710-0000
Total Revenues	\$1,134,188.14	\$1,224,291.36	\$821,049.23	457,330.61	\$5,650,000	\$675,000	
Professional Services				\$25,550.00	\$60,000	\$10,000	021-111-4527-4200
Transfer to Parks			\$203,023.36				021-111-4527-6997
Trf to Traffic Improvements	\$297,021.18	\$5,351.10	154,565.37	111,515.67	494,446	53,000	021-111-4527-6998
Transfer to Public Safety	23,267.00	146,500.00		303,851.00			021-111-4527-6999
Total Services & Supplies	\$320,288.18	\$151,851.10	\$357,588.73	440,916.67	\$554,446	\$63,000	
Total Revenues over (under) Expenses	\$813,899.96	\$1,072,440.26	\$463,460.50	16,413.94	\$5,095,554	\$612,000	



City of Coeur d'Alene, Idaho Departmental Summary and Description **Parks Capital Improvements Fund**

Program Description

Parks Capital Improvements Fund allows for the purchase, improvement, or construction of properties and/or amenities for the Parks Department. Due to the current economic climate, we are limiting our goals for big projects in this fiscal year.

Major Objectives

- Improve existing park properties and amenities
- Construct new sites
- Provide funding for needed capital enhancements

Fiscal Year 2022-2023 Accomplishments

- Reconstruction of Kathleen Trail
- Drainage project at Ramsey
- Construction of the shade structure at Riverstone Park
- Completion of the park shop expansion
- Harbor Center docks completion
- Prairie Trail extension

Fiscal Year 2023-2024 Goals

- Completion of mooring docks at 3rd Street dock to enhance public safety.
- Resurface Ramsey tennis courts
- Begin design work for Johnson Mill River Park upgrades

CITY OF COEUR D'ALENE
ADOPTED BUDGET - FY 2023-24
PARKS CAPITAL IMPROVEMENTS FUND

Description	2020 Actual	2021 Actual	2022 Actual	2023 8 Months	2023 Adopted	2024 Adopted	Account
State Grant		\$124,007.00	\$6,389.43			\$350,000	072-000-3310-0000
Reimbursements from FEMA			21,577.65				072-000-3330-0000
Concessions	\$5,377.13	25,000.00	29,193.00	\$27,978.47	\$26,000	26,000	072-000-3720-2000
Dock Rental	62,008.94	61,341.00	72,107.22	123,000.58	70,500	123,000	072-000-3720-2100
Transfer from Parking Revenues	190,000.00	-	100,000.00	200,000.00	200,000	200,000	072-000-3720-2300
Boat Launch Fees	7,621.63	7,458.25	9,624.43	849.29	7,500	8,000	072-000-3720-2400
Mooring Dock Fees	22.40	17,451.83	24,653.58	604.65	7,000	12,000	072-000-3720-2500
Miscellaneous Parks Revenues	21,292.15	52,901.15	52,477.58	41,831.19	55,000	57,000	072-000-3720-2200
ignite - Contributions		121,931.28	954,999.59				072-000-3720-4000
Trail Revenues	956.00	586.50	2,292.00	746.00	550	1,000	072-000-3720-5000
Transfer from Impact Fees			203,023.36				072-000-3999-0021
Beginning Cash					95,864	70,000	072-000-3990-0000
Interest Income	22,529.96	1,183.21	2,157.27	48,133.28	1,200	10,000	072-000-3710-0000
Total Revenues	\$309,808.21	\$411,860.22	\$1,478,495.11	\$443,143.46	\$463,614	\$857,000	
McEuen Park	\$2,500.00						072-100-4485-6645
Bluegrass Park Playground Upgrade		\$11,230.00					072-100-4485-6901
Dog Park Relocation	(1,074.90)						072-100-4485-6911
Skateboard Park		2,572.50					072-100-4485-6915
Person Park			\$929.14				072-100-4485-6928
Waterfront Improvements	24,399.14	48,178.32	48,967.60	\$11,918.72	\$15,000	\$15,000	072-100-4485-6930
City Park Electrical Upgrade		600.00					072-100-4485-6935
Designer	10,762.26				7,500	17,500	072-100-4485-6940
Infrastructure	21,606.87	13,108.55	18,087.46	14,507.24	15,000	15,000	072-100-4485-6950
Parks Foundation			10,000.00		5,000	5,000	072-100-4485-6955
Bike Path Maintenance							072-100-4485-6960
Memorial Park Restrooms	4,966.42						072-100-4485-6970
Memorial Park Grandstands		4,311.25					072-100-4485-6971
Trails - misc expenses	3,611.44	8,987.48			29,494		072-100-4485-6972
Tubbs Hill - misc expenses	6,812.91	7,593.07	(1,878.34)	5,563.69	3,500	4,000	072-100-4485-6990
Transfer to Public Art Funds		9,839.04					072-100-4485-6998
Trf to General Fund for Tubbs Hill Work	40,000.00						072-100-4485-6999
Total Services & Supplies	\$113,584.14	\$106,420.21	\$76,105.86	\$31,989.65	\$75,494	\$56,500	
Park Shop Expansion			\$12,537.85	\$18,567.35	\$50,000		072-100-4485-7200
3rd Street Boat Launch Ramps		\$153,688.00					072-100-4485-7640
McEuen Park	\$12,541.09		62,441.30	3,175.00			072-100-4485-7645
Ramsey Park Irrigation	74,220.45						072-100-4485-7802
Phippeny Park	7,580.00						072-100-4485-7805
Field of Dreams - Underground Power					6,000		072-100-4485-7901
Ramsey Drainage					10,000		072-100-4485-7910
East Tubbs Bollard Replacement		11,750.00					072-100-4485-7911
Skateboard Park - Trail Lighting						\$20,000	072-100-4485-7915
Person Restroom			203,687.10	931.95			072-100-4485-7928
Waterfront Improvements				8,341.01		500,000	072-100-4485-7930
Ramsey Tennis Courts Resurfacing						65,000	072-100-4485-
City Park Sidewalks					100,000		072-100-4485-7945
Independence Point Sidewalk					50,000		072-100-4485-7955
Independence Point ADA Ramp					25,000		072-100-4485-7955
City Park Restrooms		318,614.78					072-100-4485-7970
Northshire Parking Lot Overlay						25,000	072-100-4485-
Memorial Park Grandstand	1,026,100.74	57,100.10					072-100-4485-7971
River Trail					50,000		072-100-4485-7972
Trails - Capital Improvements		13,429.00		41,000.00			072-100-4485-7972
Parking Strip along Ramsey Road						43,560	072-100-4485-
Ramsey Trail Reconstruction					43,560		072-100-4485-7972
Kathleen Trail Reconstruction					43,560		072-100-4485-7972
Seltice Connection					10,000		072-100-4485-7972
Atlas Waterfront			40,290.04				072-100-4485-7973
City Park Bandshell Roof/Stage Replcmnt			36,299.00				072-100-4485-7975
Trail Realignment - Hubbard/River	167,374.08	8,333.82					072-100-4485-7976
Museum Site Improvements Project				80,057.16			072-100-4485-7980
Total Capital Outlay	\$1,287,816.36	\$562,915.70	\$355,255.29	\$152,072.47	\$388,120	\$653,560	
Total Expenses	\$1,401,400.50	\$669,335.91	\$431,361.15	\$184,062.12	\$463,614	\$710,060.72	
Total Revenues over (under) expenses	(\$1,091,592.29)	(\$257,475.69)	\$1,047,133.96	\$259,081.34	\$0	\$146,940	

CITY OF COEUR D'ALENE
ADOPTED BUDGET - FY 2023-24
ANNEXATION FEES

Description	2020 Actual	2021 Actual	2022 Actual	2023 8 Months	2023 Adopted	2024 Adopted	Account
Annexation Fees Collected		\$88,940.00	\$568,210.00	\$1,000,000.00			024-000-3720-7200
Beginning Cash					\$355,000	\$1,041,000	024-000-3990-0000
Interest Income	\$1,556.27	\$47.56	1,335.25	10,048.37			024-000-3710-0000
Total Revenues	\$1,556.27	\$88,987.56	\$569,545.25	\$1,010,048.37	\$355,000	\$1,041,000	
Transfers Out	\$99,000.00	\$184,000.00	\$175,000.00	\$355,000.00	\$355,000	\$520,000	024-113-4525-6999
Total Services & Supplies	\$99,000.00	\$184,000.00	\$175,000.00	\$355,000.00	\$355,000	\$520,000	
Total Revenues over (under) expenses	(\$97,443.73)	(\$95,012.44)	\$394,545.25	\$655,048.37	\$0	\$521,000	



City of Coeur d'Alene, Idaho Departmental Summary and Description **Cemetery Fund**

Program Description

Operation and upkeep of Forest and Riverview cemeteries.

Major Objectives

The cemetery's major objectives are to perform burial services and provide the highest quality and most respectful care possible. We provide maintenance on 22 acres at Forest and 7.5 acres at Riverview.

Fiscal Year 2022-2023 Accomplishments

- We discovered the forest cemetery mainline loop made it so we do not need irrigation pumps anymore.
- Worked with the Museum of North Idaho in presenting cemetery tours.
- The cemetery has continued to expand its use of electric equipment and will continue to do so because of the longevity of the equipment and impact on our environment.
- We sold 95 full lots and 66 niches and 156 services.

Fiscal Year 2023-2024 Goals

- Continue to sell Niches in forest cemetery to generate revenue.
- Maintain quality of care with less seasonal employees.
- Partner with MONI to continue presenting historical tours of Forest Cemetery.

CITY OF COEUR D'ALENE
ADOPTED BUDGET - FY 2023-24
CEMETERY FUND

Description	2020 Actual	2021 Actual	2022 Actual	2023 8 Months	2023 Adopted	2024 Adopted	Account	FTE
Lot And Niche Sales	\$105,925.00	\$211,890.00	\$198,750.00	\$94,875.00	\$175,000	\$175,000	033-000-3540-1000	
Opening & Closing	39,425.00	52,275.00	73,650.00	38,560.00	40,000	49,000	033-000-3540-2000	
Liner Sales	12,971.75	14,337.15	20,819.96	10,533.56	14,000	15,000	033-000-3540-4000	
Miscellaneous Revenue	9,795.00	10,400.00	12,580.00	10,180.00	10,000	10,000	033-000-3790-0000	
Transfer from P/C Care Fund	185,004.00	159,996.00	159,996.00	53,360.00	80,000		033-000-3996-0046	
Interest	1,540.33	133.38	889.12	6,172.42	150	7,800	033-000-3710-0000	
Beginning Balance					44,561	100,874	033-000-3990-0000	
Total Revenues	\$354,661.08	\$449,031.53	\$466,685.08	\$213,680.98	\$363,711	\$357,674		
Wages	\$97,681.55	\$103,664.74	\$108,730.95	\$70,609.23	\$116,266	\$115,090	033-015-4421-1000	2
COVID-19	1,040.00	-						
Overtime	5,767.74	12,376.87	17,849.91	8,605.93	6,200	6,200	033-015-4421-1200	
Part Time	15,892.50	2,288.00		1,440.00	20,800	23,400	033-015-4421-1300	0.63
Cell Phone Allowance	(1,545.00)	720.00	720.00	455.50	720	720	033-015-4421-1500	
FICA	8,920.19	8,729.51	9,351.18	5,984.60	11,015	11,123	033-015-4421-2100	
PERS	12,319.35	13,941.37	15,199.76	9,429.49	13,968	13,173	033-015-4421-2200	
Workmens Comp	5,457.38	3,963.75	4,618.11	3,413.31	7,130	7,032	033-015-4421-2400	
Health Insurance	31,519.65	34,436.30	35,611.69	18,616.74	36,701	30,043	033-015-4421-2500	
Dental Insurance	3,238.01	2,958.16	2,948.24	1,772.10	2,899	2,539	033-015-4421-2501	
Health Reimbursement Account	6,098.17	3,980.04	6,655.27	4,634.87	7,960	7,960	033-015-4421-2520	
Life & Disability Insurance	1,137.82	1,159.49	1,188.96	669.17	1,252	1,244	033-015-4421-2600	
Total Payroll Expenses	\$187,527.36	\$188,218.23	\$202,874.07	\$125,630.94	\$224,911	\$218,524		
Office Supplies	\$218.19	\$143.58	\$165.79	\$177.53	\$300	\$300	033-015-4421-3100	
Operating Supplies	4,780.32	1,834.07	1,283.59	504.26	5,000	5,150	033-015-4421-3200	
Items For Resale	12,030.80	7,865.45	14,931.26	5,036.99	10,000	10,000	033-015-4421-3300	
Minor Equipment	10,391.28	4,381.95	3,468.78	550.22	5,000	5,150	033-015-4421-3400	
Fuels/Lubes	5,202.60	5,927.47	9,639.43	3,889.79	6,000	6,180	033-015-4421-3500	
Utilities - Water	14,892.38	19,531.88	8,442.44	2,116.17	15,000	15,000	033-015-4421-5200	
Solid Waste	6,725.70	8,952.13	7,978.81	3,335.79	9,000	9,270	033-015-4421-5201	
Utilities - Sewer	891.03	972.18	980.42	571.35	1,000	1,100	033-015-4421-5202	
Utilities - Electric	14,226.65	14,227.56	14,419.42	8,736.40	15,000	15,000	033-015-4421-5206	
R/M Grounds	5,426.72	1,435.20	15,316.48	1,858.65	5,500	5,000	033-015-4421-5900	
R/M Auto	30.04	8.92	5,240.25				033-015-4421-6100	
R/M Other	4,421.48	5,040.68		3,486.69	6,500	6,500	033-015-4421-6200	
Contracted Tree Service	6,965.00	3,800.00	2,950.00	2,550.00	8,000	8,000	033-015-4421-6301	
30% Of Lots To P/C Trusts	31,777.50	63,252.00	59,625.00	28,462.50	52,500	52,500	033-015-4421-6991	
Total Services & Supplies	\$117,979.69	\$137,373.07	\$144,441.67	\$61,276.34	\$138,800	\$139,150		
Fencing	\$24,479.56						033-015-4421-7210	
Mowers	22,676.00		\$15,977.00				033-015-4421-7610	
Turf Vehicle	18,950.00						033-015-4421-7505	
Irrigation Clock Replacement			8,376.33	\$1,650.04			033-015-4421-7645	
Niche Wall			71,759.95				033-015-4421-7220	
	\$66,105.56	\$0.00	\$96,113.28	\$1,650.04	\$0	\$0		
Total Expenses	\$371,612.61	\$325,591.30	\$443,429.02	\$188,557.32	\$363,711	\$357,674		
Total Revenues over (under) expenses	(\$16,951.53)	\$123,440.23	\$23,256.06	\$25,123.66	\$0	\$0		

**CITY OF COEUR D'ALENE
ADOPTED BUDGET - FY 2023-24
CEMETERY PERPETUAL CARE FUND**

Description	2020 Actual	2021 Actual	2022 Actual	2023 8 Months	2023 Adopted	2024 Adopted	Account
30% of Lot Sales from Cem Fund	\$31,777.50	\$63,252.00	\$59,625.00	\$28,462.50	\$52,500	\$52,500	046-000-3991-0033
Transfer from General Fund	20,000.00	20,000.00	20,000.00	20,000.00	20,000	20,000	046-000-3991-0200
Beginning Cash					1,000,000	1,000,000	046-000-3990-0000
Unrealized Gains (Losses)	16,479.04	(23,855.40)	(93,573.93)	16,708.56			046-000-3710-1000
Interest	31,867.44	25,825.35	21,707.14	15,823.91	7,000	7,000	046-000-3710-0000
Total Revenues	\$100,123.98	\$85,221.95	\$7,758.21	\$80,994.97	\$1,079,500	\$1,079,500	
Trustee Fees	\$5,490.38	\$5,039.23	\$4,634.98	\$2,905.12	\$6,000	\$4,500	046-032-4423-4200
Transfer to Cemetery for Operating	185,004.00	159,996.00	159,996.00	53,360.00	80,000		046-032-4423-6996
Total Expenses	\$190,494.38	\$165,035.23	\$164,630.98	\$56,265.12	\$86,000	\$4,500	
Total Revenues over (under) expenses	(\$90,370.40)	(\$79,813.28)	(\$156,872.77)	\$24,729.85	\$993,500	\$1,075,000	

CITY OF COEUR D'ALENE
ADOPTED BUDGET - FY 2023-24
JEWETT HOUSE

Description	2020 Actual	2021 Actual	2022 Actual	2023 8 Months	2023 Adopted	2024 Adopted	Account
Donations	\$1,000.00	\$1,000.00	\$1,000.00	\$1,000.00			057-000-3780-0000
Miscellaneous Revenue	418.50	121,124.17	48,129.50	13,510.00	\$20,000	\$26,000	057-000-3790-0000
Interest	474.57	24.74	613.53	3,623.24	200	2,000	057-000-3710-0000
Beginning Cash					119,500	615	057-000-3990-0000
Total Revenues	\$1,893.07	\$122,148.91	\$49,743.03	\$18,133.24	\$139,700	\$28,615	
Wages	\$156.00	\$630.00	\$2,202.00	\$546.00	\$1,500	\$1,500	057-057-4521-1000
FICA	11.93	48.21	168.45	41.77		115	057-057-4521-2100
Operating Supplies	512.13	987.15	2,142.36	661.25	2,000	2,000	057-057-4521-3200
Communications	1,604.78	1,915.87	1,257.97	1,100.08	700	1,500	057-057-4521-5101
Utilities	7,155.44	7,403.07	7,855.87	8,113.12	8,500	8,500	057-057-4521-5200
Repair and Maintenance	1,302.02	5,019.45	2,010.75	34,008.78	13,000	13,000	057-057-4521-5900
Miscellaneous	(129.13)		2,170.00	389.19		2,000	057-057-4521-6200
Total Services and Supplies	\$10,613.17	\$16,003.75	\$17,807.40	\$44,860.19	\$25,700	\$28,615	
Garage Replacement - Insurance					\$114,000		057-057-4521-7200
Total Capital Outlay	\$0	\$0	\$0	\$0	\$114,000	\$0	
Total Expenses	\$10,613.17	\$16,003.75	\$17,807.40	\$44,860.19	\$139,700	\$28,615	
Total Revenues over (under) expenses	(\$8,720.10)	\$106,145.16	\$31,935.63	(\$26,726.95)	\$0	\$0	



City of Coeur d'Alene, Idaho Departmental Summary and Description Reforestation, Street Trees and Community Canopy

Program Description

The Urban Forestry division serves as the liaison to the public regarding city ordinances, tree selection and tree care. The division manages the City of Coeur d' Alene tree inventory, coordinates and carries out tree work on public trees, issues permits for contractors and homeowners to work on public trees, provides public education and serves as a liaison to the Urban Forestry Committee. The City of Coeur d' Alene Urban forestry division reviews commercial permits to ensure that city codes regarding street trees are met and assists with project reviews. The City of Coeur d' Alene Street tree permit program provides funds for planting and the City cost share program which provides assistance paying for tree care on public trees abutting single family residential properties.

Major Objectives

- To ensure that public trees receive proper tree care through permitting
- To protect public trees from unnecessary removal
- To keep the city tree inventory up to date to track the state of the tree infrastructure.
- To establish ordinance that promotes proper tree care and a diverse tree population through approved planting lists
- To improve public safety through mitigating hazards regarding public trees.
- To continue the growth of the Urban Forest through planting new trees and reforestation.
- To assist the public with performing work on public right of way trees and assisting in mitigation issues regarding these trees.

Fiscal Year 2022-2023 Accomplishments

- 72 residential homes have utilized the cost share program this fiscal year resulting in 71 street trees pruned and 46 high risk or unhealthy trees removed through this program. With a total of 455 trees pruned and 220 trees removed since the program's inception. Some applicants that have been approved are still awaiting completion.
- Through the RSTR program 269 street trees were planted at residential properties in the incorporated city limits in this budget year.
- Parks and recreation staff working with Streets and Engineering staff pruned approximately 946 public trees this fiscal year with another 101 public trees removed and replaced or will be replaced within the next 12 months.
- The Urban Forestry division in conjunction with the Kootenai County OEM and Idaho Department of Lands have completed grant work in the Fernan Hill Natural Area with a total grant Value of approximately \$600,000. City Staff is currently working with the Idaho department of lands to complete approximately \$40,000 of grant work will be completed in spring/summer of 2023 at Veterans centennial park.

- Urban Forestry worked with the Trails Coordinator to apply for and were rewarded a \$125,000 fuel reduction grant to perform Hazardous Fuel Reduction at the Canfield Mountain Natural Area/Cancourse LLC property. The planning phase for this work will take place over the coming months and work should begin in spring 2024.
- The City of CDA was recognized as a Tree City USA for the 39th consecutive year and was once again received a Growth Award.
- The Parks Department hired a new Full Time Maintenance worker and Combined the Urban Forestry and Trails into one division. This new team will be able to complete more work and provide more service to the public.

Fiscal Year 2023-2024 Goals

- Continue the Re Leaf CDA program in the as budget allows.
- Continue to expand the Urban Forestry/trails staff through training and complete more field work for the public.
- Complete awarded grant work and continue to seek new grant opportunities as they become available.
- Continue to work toward promoting and expanding the Cost Share maintenance program to assist with High-risk public tree removals and nuisance mitigation throughout Coeur d'Alene as tree work costs continue to rise.
- Utilize our expanded staff to reduce our need for contracted work.

CITY OF COEUR D'ALENE
ADOPTED BUDGET - FY 2023-24
REFORESTATION FUND

Description	2020 Actual	2021 Actual	2022 Actual	2023 8 Months	2023 Adopted	2024 Adopted	Account
Miscellaneous Revenue	\$2,097.50	\$88.50	\$1,500.00				064-000-3790-0000
Beginning Cash					\$22,000	\$6,500	064-000-3990-0000
Interest Income	390.69	54.57	100.75	\$630.41			064-000-3710-0000
Total Revenues	\$2,488.19	\$143.07	\$1,600.75	\$630.41	\$22,000	\$6,500	
Reforestation Expenditures	(\$1,100.00)	\$5,241.84	712.04	\$2,597.38	\$6,500	\$6,500	064-048-4384-6317
Total Expenses	(\$1,100.00)	\$5,241.84	\$712.04	\$2,597.38	\$6,500	\$6,500	
Total Revenues over (under) expenses	\$3,588.19	(\$5,098.77)	\$888.71	(\$1,966.97)	\$15,500	\$0	

STREET TREES FUND

Description	2020 Actual	2021 Actual	2022 Actual	2023 8 Months	2023 Requested	2024 Requested	Account
Street Trees	\$72,300.00	\$56,400.00	\$49,800.00	\$27,000.00	\$57,000	\$50,000	065-000-3780-0000
Beginning Cash					175,000	60,000	065-000-3990-0000
Interest Income	2,968.87	332.04	694.25	4,265.03	200	2,000	065-000-3710-0000
Total Revenues	\$75,268.87	\$56,732.04	\$50,494.25	\$31,265.03	\$232,200	\$112,000	
Street Tree Reimbursements	\$67,835.90	\$22,157.16	\$27,255.85	\$9,128.00	\$72,000	\$72,000	065-029-4158-6317
Trees and Planting	22,188.67	38,418.47	38,295.00	15,301.16	40,000	40,000	065-029-4158-6301
Total Expenses	\$90,024.57	\$60,575.63	\$65,550.85	\$24,429.16	\$112,000	\$112,000	
Total Revenues over (under) expenses	(\$14,755.70)	(\$3,843.59)	(\$15,056.60)	\$6,835.87	\$120,200	\$0	

COMMUNITY CANOPY FUND

Description	2020 Actual	2021 Actual	2022 Actual	2023 8 Months	2023 Requested	2024 Requested	Account
Miscellaneous Revenue	\$400.00				\$1,500	\$1,500	066-000-3790-0000
Interest Income	46.86	\$6.18	\$11.16	\$68.72			066-000-3710-0000
Total Revenues	\$446.86	\$6.18	\$11.16	\$68.72	\$1,500	\$1,500	
Community Canopy Expenditures	\$248.46	\$364.84	\$179.88	\$402.84	\$1,500	\$1,500	066-031-4159-6306
Total Expenses	\$248.46	\$364.84	\$179.88	\$402.84	\$1,500	\$1,500	
Total Revenues over (under) expenses	\$198.40	(\$358.66)	(\$168.72)	(\$334.12)	\$0	\$0	



City of Coeur d'Alene, Idaho Departmental Summary and Description **Public Art**

Program Description

The City of Coeur d'Alene Arts Commission is the standing committee charged by the City Council to "stimulate and encourage, throughout the City and surrounding area, the study and preservation of the performing and fine arts, and public interest and participation."

On June 1, 1999, Coeur d'Alene became the first city in Idaho with a funding mechanism for public art. Coeur d'Alene now dedicates 1.33% of the total cost of all eligible capital improvement projects to fund art in public places.

The purpose of the public art program is to integrate a wide range of public art into the community and reflect the diversity of community, artistic disciplines, and points of view. Artists can be valuable members of planning or design teams, and are primary resources in the revitalization and development of the downtown area and of neighborhoods throughout the City.

Major Objectives:

- Integrate public art into the design of buildings, parks, streetscape and public spaces – making art a natural, normal enhancement of community design.
- Select artwork of sufficient scale to capture public attention and make a favorable impression.
- Build a diverse public art collection which; incorporates various art media styles and themes; includes permanent works and temporary exhibitions; and is well-made to withstand climate extremes.
- Place public art in accessible locations where more people can view and interact with it.
- Over the years, gradually extend public art from the downtown core into all areas of the City.
- Select art through a juried process that invites citizens to play a role. Extend the selection process to include artists from outside the area in order to diversify the collection.
- Ensure that Coeur d'Alene's growing public art program is supported by adequate funding, professional staff, and proper maintenance of the collection by qualified individuals.
- Strive to acquire truly exceptional art – of the highest quality, representing in Coeur d'Alene's collection the finest artists of the region and the world.

- Serve as a model and inspiration for other communities interested in introducing their own public art programs.

Fiscal Year 2022-23 Accomplishments:

- Completed the installation of the shade structure for the Riverstone Amphitheater stage.
- Successfully disbursed all Performing Arts Grant funding.
- Completion of Utility Box Wraps at six (6) locations in the City of Coeur d'Alene.
- Completed the Otocast Audio Guide Tour for all permanent art pieces in the City of Coeur d'Alene.
- Published and disbursed the new Walking and Bike Tours brochure.

Fiscal Year 2023-24 Goals:

- Issue a call to artists for new art on loan for the ArtCurrents program.
- Plan, coordinate, and execute the 27th Annual Mayor's Awards in the Arts Ceremony.
- Partner with youth art programs in the community to provide scholarships to the youth.
- Continue to explore and discuss art opportunities as the Atlas Waterfront Park develops.

CITY OF COEUR D'ALENE
ADOPTED BUDGET - FY 2023-24
PUBLIC ART FUND

Description	2020 Actual	2021 Actual	2022 Actual	2023 8 Months	2023 Adopted	2024 Adopted	Account
Payment from General Fund		\$2,596.74	\$4,613.95			\$8,500	074-000-3760-0001
Payment from Water Fund		1,715.70					074-000-3760-0026
Payment from Wastewater Fund	\$1,985.77			\$13,342.32			074-000-3760-0031
Payment from Parks Capital Improvmt		9,839.04					074-000-3760-0072
Beginning Cash					\$53,500	64,000	074-000-3990-0000
Interest Income	1,210.73	96.18	270.94	1,844.39		2,000	074-000-3710-0000
Donations	51,200.00	42,012.00	50,000.00	74,878.00			074-000-3791-1000
Total Revenues	\$54,396.50	\$56,259.66	54,884.89	\$90,064.71	\$53,500	\$74,500	
Professional Services	\$2,152.62	\$300.00	\$800.00	\$2,540.00	\$2,200	\$2,500	074-038-4389-4200
Education and Training	43.39				300	500	074-038-4389-4902
Art	18,977.40	2,778.14	2,175.68	19,287.50	3,000	3,000	074-038-4389-6000
Community Arts Partnership		3,000.00		1,200.00	5,000	5,000	074-038-4389-6300
Mayor's Art Awards	2,770.00	(81.15)	2,146.00	3,319.89	3,000	3,500	074-038-4389-6318
Capital Outlay - Art	51,200.00	36,000.00	50,000.00	60,000.00	40,000	60,000	074-038-4389-7100
Total Expenses	\$75,143.41	\$41,996.99	\$55,121.68	\$86,347.39	\$53,500	\$74,500	
Total Revenues over (under) expenses	(\$20,746.91)	\$14,262.67	(\$236.79)	\$3,717.32	\$0	\$0	

IGNITE PUBLIC ART FUND

Description	2020 Actual	2021 Actual	2022 Actual	2023 8 Months	2023 Requested	2024 Requested	Account
Payment from Urban Renewal Agency		\$67,890.00			\$15,000		076-000-3999-0068
Beginning Cash					400,000	\$350,000	076-000-3990-0000
Interest Income	\$7,391.35	1,159.91	\$2,067.45	\$11,717.22	1,000	8,000	076-000-3710-0000
Miscellaneous Revenues	134,870.00		69,620.00				076-000-3790-0000
Total Revenues	\$142,261.35	\$69,049.91	\$71,687.45	\$11,717.22	\$416,000	\$358,000	
Professional Services	\$4,940.00				\$5,000	\$5,000	076-039-4395-4200
Art - Lake District - Non-Capital	1,710.00	\$30,502.43	\$106,166.40	\$38,297.96			076-039-4395-6000
Art - River District - Non Capital	(225.00)		353.50				076-039-4395-6100
Art - Lake District - Capital	7,100.00	46,500.00	129,483.56	2,626.72	250,000	-	076-039-4395-7100
Art - River District - Capital					150,000	150,000	076-039-4395-7110
Transfers Out		6,975.00					076-039-4395-6999
Total Expenses	\$13,525.00	\$83,977.43	\$236,003.46	\$40,924.68	\$405,000	\$155,000	
Total Revenues over (under) expenses	\$128,736.35	(\$14,927.52)	(\$164,316.01)	(\$29,207.46)	\$11,000	\$203,000	

PUBLIC ART FUND - MAINTENANCE

Description	2020 Actual	2021 Actual	2022 Actual	2023 8 Months	2023 Requested	2024 Requested	Account
Transfer from Arts Commission		\$6,975.00					077-000-3760-0074
Miscellaneous Revenues	\$1,463.00						077-000-3790-0000
Beginning Cash					\$130,000	\$120,000	077-000-3990-0000
Interest Income	1,955.99	234.44	\$542.33	\$3,243.96			077-000-3710-0000
Total Revenues	\$3,419.00	\$7,209.44	\$7,209.44	\$3,243.96	\$130,000	\$120,000	
Art Maintenance	\$9,783.73	\$347.99	\$12,572.13	\$300.51	\$10,000	\$10,000	077-039-4396-6100
Total Expenditures	\$9,783.73	\$347.99	\$12,572.13	\$300.51	\$10,000	\$10,000	
Total Revenues over (under) expenses	(\$6,364.74)	\$6,861.45	\$6,861.45	\$2,943.45	\$120,000	\$110,000	

ENTERPRISE FUNDS

**CITY OF COEUR D'ALENE
FINANCIAL SUMMARY, FISCAL YEAR 2023-24
ENTERPRISE FUNDS**

ENTERPRISE FUNDS	REVENUES				EXPENDITURES					ENDING BALANCE
	BEGINNING BALANCE	TRANSFERS IN	OTHER INCOME	TOTAL REVENUES	SALARIES/ BENEFITS	SERVICES/ SUPPLIES	CAPITAL OUTLAY	TRANSFERS OUT	TOTAL EXPENDS	
Street Lights	\$35,200		\$725,000	\$760,200		\$760,200			\$760,200	
Water Fund	3,776,059	3,000,000	7,586,000	14,362,059	\$2,896,043	5,009,600	\$5,717,240	\$739,176	14,362,059	
Wastewater	8,300,000	3,499,100	15,922,776	27,721,876	3,291,753	11,316,441	12,237,000	876,682	27,721,876	
Water Cap Fee	1,819,800		1,180,200	3,000,000				3,000,000	3,000,000	
WWTP Cap Fees	1,500,000		1,999,100	3,499,100				3,499,100	3,499,100	
Sanitation Fund	626,000		4,690,000	5,316,000		4,601,600		713,982	5,315,582	418
Public Parking	880,000		1,000,000	1,880,000		1,085,200		693,729	1,778,929	101,071
Drainage	604,000		1,982,630	2,586,630	254,600	987,000	1,143,000	202,030	2,586,630	
TOTALS	\$17,541,059	\$6,499,100	\$35,085,706	\$59,125,865	\$6,442,395	\$23,760,041	\$19,097,240	\$9,724,699	\$59,024,375	\$101,490

CITY OF COEUR D'ALENE
ADOPTED BUDGET - FY 2023-24
STREET LIGHT BUDGET

Description	2020 Actual	2021 Actual	2022 Actual	2023 8 Months	2023 Adopted	2024 Adopted	Account
Service Charges	\$ 596,040.58	\$ 633,895.21	\$ 671,498.96	\$ 467,684.80	\$ 684,000	\$ 720,000	004-000-3430-3000
Transfers In	105,000.00	129,000.00	26,400.00				004-000-3999-0000
Beginning Cash					76,130	35,200	004-000-3990-0000
Interest	1,408.46	315.22	509.43	3,018.67		5,000	004-000-3710-0000
Total Revenues	\$702,449.04	\$763,210.43	\$698,408.39	\$470,703.47	\$760,130	\$760,200	
Annual Operation	\$ 655,289.10	\$ 660,569.16	\$ 706,150.66	\$ 387,225.35	\$ 720,000	\$ 710,000	004-013-4318-5200
Utilities For Traffic Lights	3,536.23	3,544.02					004-013-4318-5201
Repair & Maint	29,067.47	27,102.57	16,619.24	2,232.19	30,000	40,000	004-013-4318-6200
Bad Debt Expense	82.07	107.26	179.23		130	200	004-013-4318-6305
Depreciation Expense	9,877.03	9,673.70	9,470.00		10,000	10,000	004-013-4318-6502
Total Services & Supplies	\$697,851.90	\$700,996.71	\$732,419.13	\$389,457.54	\$760,130	\$760,200	
Total Revenues over (under) expenses	\$ 4,597.14	\$ 62,213.72	(\$34,010.74)	\$ 81,245.93	\$ -	\$ -	



City of Coeur d'Alene, Idaho Departmental Summary and Description **Water Department**

Program Description

The Water Department's primary goal has always been and will continue to be to provide safe, clean and abundant drinking water for the city. In addition to this goal, the Water Department is pledging to take a more active role, per the Envision CDA Plan, to promote water conservation efforts in order to ensure water quality and quantity for future generations. Our capable staff will assist in this effort through proactive leak detection and repairs, ensuring accurate production and consumption records, tracking water loss, and providing conservation education to the general public whenever possible. One of the programs emphasized will be irrigation efficiencies and use of low water use landscaping. We will be looking for opportunities for pilot projects that can demonstrate attractive alternative landscape options. The desired goal is to reduce irrigation consumption by 30%. We are also implementing new cellular radio read technology which will allow the customer to access their water usage and accounts through an app on their phone and can program it to their specific water use needs and notify them to help manage their water use. Ultimately this will be implemented in phases with the meter change out program over an 8 to 10 year period.

The Water Department consistently provides the utmost in customer service to all of our consumers. Routine functions of the department include provision of a myriad of services such as; routine and emergency customer service calls, monthly meter reading, infrastructure maintenance and repairs, water production, treatment and storage, water quality sampling, leak detection, various operational and maintenance programs, main and service replacements, fire hydrant installation, maintenance and repairs, all aimed at providing the best customer service possible. Administration and the support staff consistently provide routine and emergency scheduling, budgeting, purchasing, research and resource management to provide the necessary manpower, tools, materials, equipment and available information necessary to properly maintain and operate an outstanding public water system. According to a retired DEQ manager, we are the "Gold Standard" when it comes to public water system management and operation.

Major Objectives

- Provide high quality and abundant water at an affordable rate.
- Meet and exceed all federal, state and local water quality requirements.
- Provide excellent customer service at all times.

- Provide reliable fire service citywide to ensure public safety.
- Continue to replace aging and failing infrastructure in a reasonable time frame to prevent future system failures with exorbitant replacement costs.
- Promote equitable funding methodology to maintain and improve system performance and reliability while limiting debt service.
- Maintain and update standards and policies for proper construction practices and service reliability.

Fiscal Year 2022-23 Accomplishments

- Addition of water rights to our water service portfolio to ensure peak production capacity.
- Yardley service line replacement in the Pine Grove area.
- acquire an engineer firm to help design and bid out a transmission line for a future storage tank at the end of Thomas Lane.
- Conducted and attended annual training necessary to maintain operator licenses.
- Began planning for construction of a replacement booster station for Blackwell Island.
- Initiated a request for an update to the Water Comprehensive Plan.
- Add additional water main to loop the Riverstone area for better flows and service.
- Finalize the conversion of the Atlas Well to the General Zone, and related transmission main construction projects.
-

Fiscal Year 2023-24 Goals

- Acquisition of additional 9 CFS ground water rights for a future wellsite to meet peak production demand capabilities.
- Annual Yardley service line replacement ahead of street overlay projects.
- Planned water infrastructure replacement projects.
- Begin work on installation of a new transmission main to Canfield.
- Conduct and attend annual training necessary to maintain operator licenses.
- Complete construction of a replacement booster station.
- Wrap up the Water Comp Plan Update and update the current rate analysis.
- Submit a complete inventory of our services to come in compliance with DEQ's lead and copper rule.

CITY OF COEUR D'ALENE
ADOPTED BUDGET - FY 2023-24
WATER OPERATING FUND

Description	2020 Actual	2021 Actual	2022 Actual	2023 8 Months	2023 Adopted	2024 Adopted	Account	FTE
State Grant	\$746.82					\$127,500	026-000-3310-0000	
Federal Grant					\$320,000	201,000	026-000-3320-0000	
Fire Line	68,765.76	\$70,090.98	\$70,706.03	\$47,822.49	71,500	72,000	026-000-3460-1400	
Metered Sales - Residential	4,077,048.45	4,591,426.42	4,355,550.92	2,265,635.72	4,302,724	4,342,000	026-000-3460-2100	
Metered Sales - Commercial	602,431.74	698,272.81	688,729.92	424,490.15	670,000	670,000	026-000-3460-2200	
Metered Sales-Public Authority	105,129.75	130,443.45	111,635.20	54,831.29	122,000	115,000	026-000-3460-2400	
Metered Sales - Multi-Family	281,712.88	327,321.84	325,580.96	206,866.35	300,000	320,000	026-000-3460-2500	
Metered Sales-Mobile Home Park	74,704.81	83,506.53	72,067.35	45,046.26	82,600	76,000	026-000-3460-2600	
Armstrong Park surcharge	27,408.61	27,701.42	28,591.84	19,771.47	27,800	28,000	026-000-3460-2700	
Irrigation Only	1,041,299.77	1,559,567.28	1,225,077.88	398,906.93	1,175,000	1,275,000	026-000-3460-2800	
Tag Fee	69,220.00	106,410.00	91,110.00	69,595.00	103,300	95,000	026-000-3460-6100	
Fill Station Usage	17,513.97	17,476.37	18,153.96	6,637.47	17,500	17,500	026-000-3460-6200	
Hook Up Fees	85,071.00	79,691.00	113,054.66	85,933.85	103,300	105,000	026-000-3460-7100	
Miscellaneous Revenue	46,991.22	48,308.54	46,752.19	35,507.26	48,300	47,000	026-000-3790-0000	
Trf from Cap Fee Fund	673,181.63	2,953,445.97	1,764,709.40		3,850,000	3,000,000	026-000-3994-0034	
Beginning Cash					3,090,651	3,776,059	026-000-3990-0000	
Contributed Capital-Developers	1,478,057.00	1,513,892.00	1,230,385.00				026-000-3460-7400	
Sale of Surplus	(337,639.80)	39,904.00	4,388.71	1,572.76	35,000		026-000-3730-0026	
Interest	35,495.08	2,597.34	4,210.77	70,034.67	7,000	95,000	026-000-3710-0000	
Total Revenues	\$8,347,138.69	\$12,250,055.95	\$10,150,704.79	\$3,732,651.67	\$14,326,675	\$14,362,059		
Wages	\$1,252,981.26	\$1,256,122.06	\$1,374,961.53	\$981,792.93	\$1,654,340	\$1,727,764	026-021-4341-1000	27
Sick Leave Repurchase	3,876.80	3,973.72	3,604.00	4,276.40	4,515	4,784	026-021-4341-1006	
COVID-19	1,831.38	5,435.09					026-021-4341-1111	
Overtime	43,937.15	55,740.20	45,311.71	28,062.67	45,000	46,800	026-021-4341-1200	
Part Time	108,012.33	97,806.18	58,965.33	10,174.50	87,970	87,970	026-021-4341-1300	2.23
Misc Credits to Payroll	(441.77)		(10,364.55)	(3,963.15)			026-021-4341-1600	
FICA	104,735.05	105,139.27	109,879.61	75,802.51	137,075	142,850	026-021-4341-2100	
PERS	875.31	161,947.31	(18,728.97)	119,937.83	203,437	202,400	026-021-4341-2200	
Workmans Compensation	40,757.35	29,602.70	37,282.07	27,464.56	57,370	57,184	026-021-4341-2400	
Health Insurance	322,049.37	314,621.89	323,964.87	233,390.48	420,108	458,810	026-021-4341-2500	
Dental Insurance	28,170.79	26,458.83	25,799.69	19,176.42	33,771	38,719	026-021-4341-2501	
Health Reimbursement Acct	93,774.13	82,971.68	96,204.12	56,645.97	116,307	110,284	026-021-4341-2520	
Life & Disability Insurance	13,767.80	13,441.53	14,608.76	9,011.35	17,907	18,477	026-021-4341-2600	
Unemployment Insurance			1,975.40				026-021-4341-2800	
Vacation, Sick Leave, Comp	8,283.07	26,089.87	40,246.97				026-021-4341-2900	
Pension expense	316,019.00		424,286.00				026-021-4341-2910	
Total Payroll Expenses	\$2,338,629.02	\$2,179,350.33	\$2,527,996.54	\$1,561,772.47	\$2,777,800	\$2,896,043		
Bad Debt Expense	\$630.88	\$2,737.65	\$1,983.37		\$3,000	\$2,500	026-021-4340-6305	
Depreciation	2,827,801.00	2,902,470.52	2,892,539.00		2,900,000	3,000,000	026-021-4340-6502	
Office Supplies & Postage	23,093.12	29,517.11	26,688.82	\$18,173.46	30,000	32,000	026-021-4341-3121	
Computer Peripherals	27,018.07	9,353.34	11,007.30	529.16	32,500	36,000	026-021-4341-3125	
Office and Shop Maintenance	13,417.92	17,803.35	7,508.21	22,381.82	20,000	24,000	026-021-4341-3232	
Small Tools & Equipment	37,103.90	56,203.92	41,053.87	27,761.45	42,000	40,000	026-021-4341-3430	
Transportation Cost - Fuels	36,337.43	46,402.42	71,204.26	32,065.90	85,000	70,000	026-021-4341-3521	
COVID-19 Supplies	868.74	928.91			1,000		026-021-4341-3610	
Annual Maint-computer software	5,360.34	9,498.35	19,972.30	670.78	12,500	13,000	026-021-4341-4220	
Outside Professional Services	99,429.08	24,376.25	22,066.25	25,840.43	40,000	90,000	026-021-4341-4223	
Water Rate Study					65,000	65,000	026-021-4341-4225	
Insurance Claims - Settlements	970.00		98.22	175.00	3,000	3,000	026-021-4341-4601	
Travel/Meetings	10,860.38	6,446.63	24,709.86	19,225.54	17,000	22,000	026-021-4341-4721	
Dues/Subscriptions	6,593.46	4,792.45	6,512.15	4,760.95	6,500	6,500	026-021-4341-4821	
Communications	15,822.43	12,806.72	18,129.14	11,239.60	15,000	16,000	026-021-4341-5101	
Comm Serv - Telemetering	28,286.34	94,784.47	61,245.00	70,734.00	55,000	60,000	026-021-4341-5121	
Utilities (Non Pumping)	14,709.86	17,289.01	19,030.11	18,263.45	19,000	19,500	026-021-4341-5200	
Solid Waste Fees	2,946.29	14,474.35	7,686.20	1,269.40	8,000	8,000	026-021-4341-5210	
R/M - Equipment	13,611.04	23,403.15	33,766.96	20,708.20	25,000	26,000	026-021-4341-5840	
R/M Vehicles	57,470.37	18,301.13	33,988.68	25,550.01	35,000	35,000	026-021-4341-6121	
Fill Station Program	10,655.61	10,934.12	9,306.93	1,822.00	11,000	11,000	026-021-4341-6525	
Loader Lease Payments - Interest	7,715.59	7,151.18	6,556.66	6,352.68	6,353	15,300	026-021-4341-6910	
Other (Uniforms,Boots,Etc)	1,742.13	3,998.12	10,606.24	3,299.66	8,000	8,000	026-021-4341-6930	
Safety Materials and Equipment	5,085.32	6,326.63	7,935.89	3,959.90	6,000	6,000	026-021-4341-6931	
Interfund Overhead Transfer	604,518.00	604,518.00	619,631.00	317,560.00	635,122	739,176	026-021-4341-6992	
Transfer to Public Art		1,715.70					026-021-4341-6999	
Maintenance Facilities	28,320.95	71,677.24	64,717.82	8,935.11	73,000	73,000	026-021-4342-3211	

CITY OF COEUR D'ALENE
ADOPTED BUDGET - FY 2023-24
WATER OPERATING FUND

Description	2020	2021	2022	2023	2023	2024	Account	FTE
	Actual	Actual	Actual	8 Months	Adopted	Adopted		
Maint Pumping Station/Reservoirs	127,009.48	218,472.98	158,726.49	191,720.87	125,000	167,800	026-021-4343-3231	
Public Drinking Water Assessmt	50,358.00	50,358.00	57,822.00	57,822.00	51,000	58,000	026-021-4343-4344	
Power Purchased for Pumping	792,149.72	930,192.67	886,422.77	273,805.77	850,000	900,000	026-021-4343-5223	
Chemicals	7,286.61	15,431.28	10,632.25	6,683.98	15,000	15,000	026-021-4344-3241	
Laboratory	37,414.69	18,520.00	40,840.84	16,305.00	40,000	20,000	026-021-4344-6342	
Maintenance Mains	35,127.38	21,559.73	32,264.00	4,522.08	22,000	24,000	026-021-4345-3273	
Maintenance Services	(7,601.20)	4,802.26	9,638.48	204.64	8,000	8,500	026-021-4345-3275	
Maintenance Meters	7,392.70	10,720.40	53,589.56	18,293.96	28,000	30,000	026-021-4345-3276	
Maintenance Hydrants	17,480.99	2,908.98	3,637.23	3,988.22	5,000	5,000	026-021-4345-3277	
Cross Connection Program	8,352.22	7,656.45	19,094.00	8,549.16	8,500	9,500	026-021-4345-4245	
Conservation / Education	11,676.62	6,936.00	9,049.94	4,001.85	18,000	15,000	026-021-4345-4250	
Equipment Rental	59,899.42	132,666.31	42,588.25	32,311.77	75,000	75,000	026-021-4345-5566	
Projects / non capital items	-	23,639.93	42,887.40				026-021-4347-6900	
Total Services & Supplies	\$5,026,914.88	\$5,441,775.71	\$5,385,137.45	\$1,259,487.80	\$5,399,475	\$5,748,776		
Water Admin / Maint Facility	\$2,373,033.21						026-021-4347-7200	
Admin Server Upgrades - Grant					\$95,000		026-021-4347-7400	
Handheld Reader/Trimble					12,000	\$20,000	026-021-4347-7401	
Ground Penetrating Radar - Mapping				\$20,000.00	20,000		026-021-4347-7402	
Backhoe		\$113,274.38					026-021-4347-7501	
Cold Storage Addn	38,582.19					80,000	026-021-4347-7506	
Water Meter Test Bench		554,361.72					026-021-4347-7508	
Backup Power for Wells/Carryover	118,458.08	50,917.00	30,497.11	69,510.64	100,000	171,000	026-021-4347-7512	
Pick Up Truck	91,381.45	54,171.00	55,427.33	170,430.52	155,000		026-021-4347-7513	
Forklift - carryover				19,500.00	75,000		026-021-4347-7514	
Telemetry/Security Upgrades Grant					225,000	225,000	026-021-4347-7522	
Fill Station Program				2,353.35	15,500	15,500	026-021-4347-7525	
Jet-Vac Truck						700,000	026-021-4347-7532	
Water Comprehensive Plan Update				13,036.00	100,000	108,000	026-021-4347-7538	
Well Arc Flash / Vibration Analysis					70,000		026-021-4347-7539	
Coeur Terra Test Well *				39,900.00	100,000	50,000	026-021-4347-7550	
New / Replace Meters	445,290.83	400,409.35	287,914.01		425,000	250,000	026-021-4347-7606	
New / Replace Mains	883,342.80	854,436.68	1,218,943.42	543,297.01	750,000	775,000	026-021-4347-7616	
Trails/Atlas Trans Main	188,833.95	1,545,780.31	927,723.00	281,722.35	750,000		026-021-4347-7618	
Well Flow Meter Replacement					17,300	10,500	026-021-4347-7934	
Bi-annual Well Rehab Project	77,297.37	133,782.50	94,075.00	154.00	182,600	192,240	026-021-4347-7935	
Motor Replacement - Energy Efficiency	22,900.00			18,775.00	37,000		026-021-4347-7936	
Onsite Chlorine Generation	49,950.00	85,853.50	84,400.00	108,975.00	120,000	120,000	026-021-4347-7937	
Huetter Well Construction	339,385.23	1,416,165.66	419,055.35				026-021-4347-7938	
Northeast Storage Facility **			232,728.05	181,946.51	1,500,000	1,500,000	026-021-4347-7940	
Blackwell Booster Station***			180,701.15	77,145.00	1,400,000	1,500,000	026-021-4347-7945	
Total Capital Outlay	\$4,628,455.11	\$5,209,152.10	\$3,531,464.42	\$1,546,745.38	\$6,149,400	\$5,717,240		
Total Expenses	\$11,993,999.01	\$12,830,278.14	\$11,444,598.41	\$4,368,005.65	\$14,326,675	\$14,362,059		
Total Revenues over (under) expenses	(\$3,646,860.32)	(\$580,222.19)	(\$1,293,893.62)	(\$635,353.98)	(\$0)	\$0		

CITY OF COEUR D'ALENE
ADOPTED BUDGET - FY 2023-24
WATER CAPITALIZATION FEES FUND

Description	2020 Actual	2021 Actual	2022 Actual	2023 8 Months	2023 Adopted	2024 Adopted	Account
Beginning Cash					\$3,850,000	\$1,819,800	034-000-3990-0000
Capitalization Fees	\$945,731.00	\$1,366,001.00	\$1,169,800.00	\$585,096.94	1,210,000	1,165,200	034-000-3470-2300
Interest Income	112,131.97	14,322.62	27,513.58	154,473.17	15,000	15,000	034-000-3710-0000
Total Revenues	\$1,057,862.97	\$1,380,323.62	\$1,197,313.58	\$739,570.11	\$5,075,000	\$3,000,000	
Transfer to Water Operating Fund	\$673,181.63	\$2,953,445.97	\$1,764,709.40		\$3,850,000	\$3,000,000	034-040-4382-6999
Total Expenses	\$673,181.63	\$2,953,445.97	\$1,764,709.40	\$0	\$3,850,000	\$3,000,000	
Total Revenues over (under) expenses	\$384,681.34	(\$1,573,122.35)	(\$567,395.82)	\$739,570.11	\$1,225,000	\$0	



City of Coeur d'Alene, Idaho Departmental Summary and Description **Wastewater Department**

Program Description

The City of Coeur d'Alene Wastewater Department provides treatment for municipal, commercial, and industrial wastewater for more than 50,000 residents and associated commercial users prior to discharge to the Spokane River. The Department maintains over 220 miles of public sewer, treating almost 1.2 billion gallons last year, and producing over 5,000 cubic yards of "Class A, Exceptional Quality" compost. The Department employs 30 people who clean, measure, maintain, operate, and administer this service.

Major Objectives

- To provide sanitary sewer for the residents and businesses of the City of Coeur d'Alene while maintaining our pristine Spokane River and Rathdrum Prairie Aquifer.
- Protect the public health and our employee's safety in a fiscally responsible manner.
- Promote public awareness of the importance and value of clean water to our community.
- Think ahead and plan for the future. The City still utilizes many of our original pipes and infrastructure. This type of investment has had huge returns within our community. We utilize modern technology to not only maintain this original equipment but ensure that new equipment has a long, beneficial service life.

Fiscal Year 2022-23 Accomplishments

- Construction of the new Wastewater Collections building centrally located to facilitate more efficient maintenance of the Collection System as well as respond to collection emergencies.
- Begin transition of existing Collection building into the new Operations Control Center (multi-year project). The current Operational Control Center was built in the 1970's and has been expanded upon over the decades and suffers from both functional and mechanical deficiencies. A recent analysis has shown a need to replace this building.
- Complete Facility wide Computer upgrade (SCADA)
- Replacement of a "belt filter press" installed in the late 90's with a "centrifuge" (multi-year project). This equipment is responsible for drying out the biosolids

from about 3% to 25+% solids. In conjunction with this, we'll be improving the building odor control and truck "load out" where this is located.

- Work with DEQ on the development of a new discharge permit.
- Completion of a revised Rate Study, setting rates and fees over the next 5 years to ensure adequate funding for City-wide wastewater treatment.
- In the last year, the Wastewater Treatment Facility received 3,610,457 lbs. of pollution (CBOD, TSS, Ammonia, and Phosphorous) and discharged 11,688 lbs. That's a removal efficiency of 99.7%.

Fiscal Year 2023-24 Goals

- Completion of the new Operations Control Center project which began in 2023.
- Completion of the Solids building expansion project, including improved odor control along the Centennial Trail. This project began in 2023.
- Begin rehabilitation of the "outfall pipe" which conveys our 3 stage, treated effluent water into the Spokane River.
- Design an expansion of our tertiary membrane filtration system.
- Begin a multi-year project to replace the logic controllers throughout the treatment facility.

**CITY OF COEUR D'ALENE
ADOPTED BUDGET - FY 2023-24
WASTEWATER OPERATING FUND**

Description	2020 Actual	2021 Actual	2022 Actual	2023 8 Months	2023 Adopted	2024 Adopted	Account	FTE
State Grant	\$6,535.31						031-000-3310-0000	
Huetter Interceptor Fees	17,850.00	\$16,900.00	\$14,950.00	\$14,950.00	\$19,000	\$16,000	031-000-3220-1260	
Fernan Commercial	4,231.30	3,746.11	3,185.88	4,263.34	5,500	6,000	031-000-3470-0500	
Fernan Residential	29,607.90	28,038.35	33,335.57	26,738.85	28,000	35,000	031-000-3470-0600	
Service Charges - Commercial	2,842,426.61	3,415,914.97	3,524,030.47	2,172,132.65	3,288,000	3,740,000	031-000-3470-1000	
Commercial High - SWCH	925,342.85	1,192,448.56	1,292,517.93	802,056.34	1,015,000	1,425,000	031-000-3470-1200	
Commercial Medium - SWCM	380,874.20	493,185.78	480,071.93	275,936.98	444,000	520,000	031-000-3470-1300	
Duplex - One Meter - SERMF	610,222.74	659,135.87	717,326.33	478,227.84	710,000	775,000	031-000-3470-1400	
ADU - One Meter - SERADU				14,156.53			031-000-3470-1410	
Residential - SFD - SERG	6,130,577.18	6,580,335.89	7,095,839.85	4,797,664.08	6,900,000	8,125,000	031-000-3470-1500	
Residential Low - SERSL	643,522.88	671,608.86	753,363.37	618,478.09	677,000	830,000	031-000-3470-1600	
Summer Sewer Adj - SSADJ	86,218.20	88,374.33	26,707.05	13,817.31	95,000	30,000	031-000-3470-1700	
Sale of Surplus Property	11,724.22			3,392.00			031-000-3730-0031	
Compost Facility Revenues	23,885.00	24,880.00	18,490.00	4,280.00	25,000	20,000	031-000-3750-0000	
Miscellaneous Revenue		11,605.56	47,176.21	21,200.51			031-000-3790-0000	
Transfer from Debt Service Funds			2,277,218.33				031-000-3992-0027	
Transfer from Capitalization Fees	813,792.00	1,890,783.74	2,925,258.46		2,777,660	3,499,100	031-000-3992-0031	
Transfer from WW Prop Mgmt			182,522.21				031-000-3999-0035	
Beginning Cash					7,715,668	8,300,000	031-000-3990-0000	
Contributed Capital-Developers	690,396.00	560,424.00	391,634.00				031-000-3460-7400	
Interest	187,426.74	39,213.30	83,369.68	569,073.02	41,500	400,776	031-000-3710-0000	
Total Revenues	\$13,404,633.13	\$15,676,595.32	\$19,866,997.27	\$ 9,816,367.54	\$23,741,328	\$27,721,876		
Wages/Administration	\$344,936.68	\$416,680.81	\$439,486.11	\$ 316,023.76	\$523,371	\$552,759	031-022-4351-1000	6
Sick Leave Repurchase				325.22	-	5,000	031-022-4351-1006	
COVID-19		461.60					031-022-4351-1111	
Part-Time/Temporary	17,719.61	16,776.89	14,380.03	14,460.00	26,400	31,680	031-022-4351-1300	0.9
Cell Phone Allowance	1,900.00	2,400.00	2,400.00	1,615.00	1,500	2,160	031-022-4351-1500	
FICA	26,842.85	32,203.70	33,787.01	24,703.29	42,517	45,755	031-022-4351-2100	
PERS	40,260.32	50,093.40	(5,935.49)	37,963.06	63,205	64,427	031-022-4351-2200	
Workmens Compensation	7,993.88	5,806.07	6,036.53	4,261.15	8,901	8,943	031-022-4351-2400	
Health Insurance	52,976.23	68,513.78	64,567.55	41,195.36	80,176	82,538	031-022-4351-2500	
Dental Insurance	9,454.25	6,227.58	6,747.29	4,765.28	8,846	9,056	031-022-4351-2501	
Health Reimbursement Acct	14,054.35	15,920.04	21,540.73	15,262.38	28,544	29,844	031-022-4351-2520	
Life & Disability Insurance	3,539.16	4,279.34	4,457.40	2,793.36	5,065	5,323	031-022-4351-2600	
Unemployment Insurance	2,286.23		2,233.82	544.00	5,000	5,000	031-022-4351-2800	
Vacation, Sick Leave, Comp	41,996.63	6,019.84	30,832.49				031-022-4351-2900	
Pension Expense			119,188.00				031-022-4351-2910	
Wages/Collection	393,412.69	419,558.36	451,764.12	338,210.40	484,896	511,799	031-022-4352-1000	8
COVID-19	9,389.46	4,517.42					031-022-4352-1111	
Overtime/Collection	55,007.95	56,985.93	46,950.31	27,200.22	68,343	68,120	031-022-4352-1200	
Cell Phone Allowance	1,425.00	1,200.00	1,475.00	1,312.50	1,740	2,506	031-022-4352-1500	
FICA	34,322.08	36,181.00	37,356.01	27,700.95	47,332	49,074	031-022-4352-2100	
PERS	54,832.62	57,582.04	(6,718.44)	40,676.38	74,216	73,715	031-022-4352-2200	
Workmens Compensation	12,943.91	9,401.39	10,921.82	7,912.40	16,528	16,299	031-022-4352-2400	
Health Insurance	82,049.68	95,677.80	95,984.61	55,743.98	99,771	90,961	031-022-4352-2500	
Dental Insurance	6,261.42	7,950.18	7,293.46	4,283.74	7,443	6,726	031-022-4352-2501	
Health Reimbursement Acct	36,832.08	43,200.24	43,047.54	24,829.08	36,215	36,073	031-022-4352-2520	
Life & Disability Insurance	3,987.69	4,060.50	4,355.10	3,042.46	6,105	6,381	031-022-4352-2600	
Pension Expense			134,913.00				031-022-4352-2910	
Wages/Compost	111,319.50	120,541.39	129,482.09	98,583.49	138,868	116,100	031-022-4353-1000	2
COVID-19	1,836.85	2,760.29	10,045.31				031-022-4353-1111	
Overtime/Compost	5,533.01	6,869.52		6,756.57			031-022-4353-1200	
FICA	9,009.59	9,838.18	10,561.29	8,033.64	10,623	8,882	031-022-4353-2100	
PERS	14,171.55	15,542.57	(1,874.38)	9,744.31	16,580	13,206	031-022-4353-2200	
Workmens Compensation	2,594.30	1,884.25	2,431.78	1,767.45	3,692	2,919	031-022-4353-2400	
Health Insurance	18,706.24	23,725.83	24,501.01	13,279.18	25,286	20,339	031-022-4353-2500	
Dental Insurance	1,453.15	1,460.96	1,505.88	1,016.72	1,498	1,287	031-022-4353-2501	
Health Reimbursement Acct	5,759.71	5,959.92	5,959.92	2,817.48	7,552	6,960	031-022-4353-2520	
Life & Disability Insurance	1,480.15	1,776.13	1,274.47	581.07	1,497	1,251	031-022-4353-2600	
Pension Expense			37,634.00				031-022-4353-2910	
Wages/Plant	785,054.24	819,196.66	731,677.58	512,632.33	832,136	855,464	031-022-4354-1000	13
Sick Leave Repurchase		953.36					031-022-4354-1006	
COVID-19	2,927.44	436.16					031-022-4354-1111	
Overtime/Plant	41,210.39	35,980.26	28,171.52	18,643.82	68,343	68,120	031-022-4354-1200	
Cell Phone Allowance	3,280.00	2,970.00	3,065.00	2,762.50	2,760	3,974	031-022-4354-1500	
FICA	61,873.28	64,047.10	56,656.41	39,697.29	63,660	65,443	031-022-4354-2100	
PERS	98,560.17	100,508.90	(10,145.48)	63,447.41	99,355	97,309	031-022-4354-2200	
Workmens Compensation	17,475.68	12,692.88	15,938.78	10,593.27	22,128	21,516	031-022-4354-2400	
Health Insurance	177,015.28	187,723.49	175,295.37	122,061.36	206,025	221,748	031-022-4354-2500	
Dental Insurance	15,837.46	16,318.20	15,873.62	10,746.48	18,293	18,972	031-022-4354-2501	
Health Reimbursement Acct	51,996.36	44,264.47	40,057.40	24,259.29	52,740	54,740	031-022-4354-2520	
Life & Disability Insurance	7,871.21	8,407.11	7,717.99	4,427.01	8,711	8,886	031-022-4354-2600	
Pension Expense			203,712.00				031-022-4354-2910	
Total Payroll Expenses	\$2,689,590.33	\$2,845,555.54	\$3,056,848.16	\$1,946,682.64	\$3,216,322	\$3,201,752		

**CITY OF COEUR D'ALENE
ADOPTED BUDGET - FY 2023-24
WASTEWATER OPERATING FUND**

Description	2020 Actual	2021 Actual	2022 Actual	2023 8 Months	2023 Adopted	2024 Adopted	Account	FTE
Office Supplies	\$21,010.41	\$22,999.47	\$25,575.02	\$16,728.63	\$27,500	\$29,000	031-022-4351-3100	
Fuels/Lubes	342.74	207.69	413.50	197.60	500	500	031-022-4351-3500	
COVID-19	6,535.31	14,969.60					031-022-4351-3610	
Professional Services	119,400.01	246,789.29	360,415.89	23,451.32	200,000	200,000	031-022-4351-4200	
Annual Maint-computer software	30,278.68	25,517.62	26,445.07	12,325.21	50,000	60,000	031-022-4351-4220	
Dues/Subscriptions	3,614.84	2,645.28	2,659.26	1,468.32	4,000	3,500	031-022-4351-4800	
Travel / Training	3,310.78	11,935.98	18,597.87	7,418.26	18,000	20,000	031-022-4351-4900	
Public Education	999.49	8,684.57	5,209.55	45.00	9,000	7,000	031-022-4351-4901	
Communications	9,298.26	12,020.08	15,614.50	8,956.04	11,000	13,000	031-022-4351-5100	
Utilities	17.78						031-022-4351-5200	
R/M Auto	832.90	488.00	1,517.76	827.63	1,000	1,000	031-022-4351-6100	
Bad Debt Expense	1,491.90	3,861.01	2,842.28			3,500	031-022-4351-6305	
Public Art Fee							031-022-4351-6317	
Depreciation	4,378,604.00	4,299,641.39	4,319,913.00		4,600,000	4,600,000	031-022-4351-6502	
2021A Sewer Revenue Bonds			429,322.17	437,300.00	874,600	904,600	031-022-4351-6988	
2021B Sewer Revenue Bonds			1,480,875.00	92,000.00	1,994,000	1,963,500	031-022-4351-6989	
2020 Sewer Revenue Bonds		1,455,373.91	1,346,470.28				031-022-4351-6990	
2013 Sewer Revenue Bonds	644,840.31	644,840.00	323,420.31	322,420.31	644,841	644,841	031-022-4351-6991	
2015 Sewer Revenue Bonds	528,221.85	528,220.85					031-022-4351-6992	
2012D Sewer Revenue Bonds	1,001,577.21	1,005,088.00					031-022-4351-6993	
Transfers Out		2,435,758.43					031-022-4351-6994	
Interfund Overhead Transfer	790,376.00	810,135.00	830,388.00	425,574.00	851,148	876,682	031-022-4351-6995	
Operating Supplies/Collection	7,698.42	4,137.17	11,357.91	3,401.35	8,000	8,000	031-022-4352-3201	
Collection Odor Control	12,406.36	22,451.84	25,990.29	17,674.62	30,000	35,000	031-022-4352-3300	
Fuels/Collection	12,717.32	18,039.43	25,761.54	12,918.76	34,000	34,000	031-022-4352-3500	
Compound Water Meter Change-Out					15,000		031-022-4352-3520	
Leases - Burlington Northern		700.00		20.00			031-022-4352-4300	
Utilities/Collection	12,321.54	15,054.69	17,266.52	14,998.42	28,000	27,000	031-022-4352-5200	
R/M Auto/Collection	17,233.97	14,656.31	9,587.61	5,544.07	15,000	10,000	031-022-4352-6100	
R/M Other/Collection	20,580.30	21,974.43	29,427.59	18,006.25	23,000	23,000	031-022-4352-6200	
Operating Supplies, Compost	85,704.44	76,727.18	56,514.89	2,169.08	85,000	75,000	031-022-4353-3201	
Lab Reports for Compost	2,205.09	2,483.24	2,809.19	1,140.00	3,500	3,500	031-022-4353-3202	
Fuels, Compost	8,018.14	8,061.39	13,228.80	9,494.14	15,200	15,000	031-022-4353-3500	
Utilities, Compost	22,647.20	19,158.48	20,169.75	16,153.21	23,000	24,000	031-022-4353-5200	
R/M Grounds, Compost	1,466.15	1,300.80	20,662.81		3,000	3,000	031-022-4353-5900	
R/M Buildings, Compost	3,793.23		886.40	165.10	3,000	3,000	031-022-4353-6000	
R/M Auto, Compost	236.66	2,851.05	1,087.87	1,935.94	1,000	3,000	031-022-4353-6100	
R/M Other, Compost	17,709.17	15,938.94	10,220.58	8,235.32	12,000	12,000	031-022-4353-6200	
Operating Supplies - Plant Chemicals	776,093.29	1,089,524.38	1,406,070.29	703,923.55	1,400,000	1,540,000	031-022-4354-3201	
Lab Supplies - Plant	29,979.56	29,193.74	36,187.07	15,012.55	34,000	37,000	031-022-4354-3202	
Pretreatment	33,561.14	30,215.51	27,071.29	15,985.76	35,000	35,000	031-022-4354-3203	
Surface Water Tests (Permit Required)	9,741.02	9,750.77	7,630.86	7,123.15	11,000	15,000	031-022-4354-3205	
Fuels - Plant	5,511.74	5,907.28	11,690.26	7,169.20	11,000	11,000	031-022-4354-3500	
Professional Services	13,134.85						031-022-4354-4200	
Contract Services	6,296.96	12,089.45	6,346.22	2,396.85	2,000	5,000	031-022-4354-5000	
Communications - Plant			214.46				031-022-4354-5100	
Utilities - Plant	503,268.76	503,526.13	517,166.95	314,131.11	600,000	610,000	031-022-4354-5200	
Solid Waste Fees	1,455.30	1,110.22	1,210.35	947.01	1,500	1,500	031-022-4354-5201	
Rental Equip/Plant	3,728.08	5,665.34	3,585.30	1,516.29	4,000	4,000	031-022-4354-5700	
R/M Grounds/Plant	19,530.94	7,748.99	13,409.57	8,609.42	20,000	25,000	031-022-4354-5900	
R/M Buildings -Plant	3,460.25	2,446.59	36,624.51	2,189.03	35,000	30,000	031-022-4354-6000	
R/M Auto	7,159.37	18,774.19	5,695.26	4,503.19	8,000	9,000	031-022-4354-6100	
R/M Other/Plant	276,646.50	215,857.70	194,748.72	156,483.43	210,000	240,000	031-022-4354-6200	
Interest Loader Lease Payments	17,915.91	16,624.24	15,263.94	14,668.99	17,000		031-022-4354-6910	
Protective Clothing	9,680.63	5,626.73	6,094.97	6,045.06	8,000	8,000	031-022-4354-6930	
Safety		6,616.00	9,805.18	1,814.13	10,000	20,000	031-022-4354-6940	
Total Services & Supplies	\$9,482,654.76	\$13,713,388.38	\$11,733,466.41	\$2,723,087.30	\$11,990,789	\$12,193,123		

**CITY OF COEUR D'ALENE
ADOPTED BUDGET - FY 2023-24
WASTEWATER OPERATING FUND**

Description	2020 Actual	2021 Actual	2022 Actual	2023 8 Months	2023 Adopted	2024 Adopted	Account	FTE
Capital Replacement Fund					\$1,000,000	\$1,000,000	031-022-4351-7200	
AWTF Facility Plan	\$24,170.86	\$23,502.77		\$4,974.60			031-022-4351-7305	
Rate Study				69,503.58	80,000		031-022-4351-7306	
Collections Building		34,653.29	\$1,830,183.63	278,883.21	563,000		031-022-4352-7310	
Mill River Lift Station	26,216.23						031-022-4352-7430	
Sewer Replacement/Collection	1,176,668.48	556,876.82	246,429.03	69,090.70	1,600,000	850,000	031-022-4352-7901	
GIS / Sewer Planning Carryover		120,786.20		66,825.45	194,000		031-022-4352-7902	
Easement Acquisition		30,219.00					031-022-4352-7910	
Compost Facility Improvements	376,393.22					160,000	031-022-4353-7310	
Operations Center Planning/Design Carryover (1)	24,360.00	144,369.06	19,502.07	14,986.35	1,250,000	610,000	031-022-4354-7300	
Primary Clarifier #2 Electrical Corrosion Mitigation			50,999.98				031-022-4354-7665	
Plant Security System Upgrade	23,395.90					37,000	031-022-4354-7915	
Outfall Maintenance / Planning (2)				19,203.37	300,000	1,000,000	031-022-4354-7925	
Solids Handling Improvements Carryover (3)		109,888.54	436,295.61	2,262.55	1,400,000	5,000,000	031-022-4354-7998	
Tertiary Phase 2 Construction	456,318.62						031-052-4954-7925	
TMF Mixing Tank Expansion Study/Design 5C.3 (4)					700,000	700,000	031-022-4354-7935	
Replacements								
Equipment Replacements	418,663.53	356,014.77	201,141.29	190,951.51	485,000	520,000	031-058-4351-7210	
SCADA and Control Systems	74,663.24	105,253.53	240,060.70	265,861.68	250,000	1,170,000	031-058-4351-7416	
Vehicle Replacement				26,544.00	35,000		031-058-4351-7500	
Jet Truck- Carryover					300,000	300,000	031-058-4352-7515	
CCTV Van						325,000	031-058-4352-	
Collections Service Truck - Carryover					85,000	85,000	031-058-4352-7605	
Compost Facility Biosolids Hopper/Auger	12,983.40	245,868.99	217,621.46				031-058-4353-7411	
Compost Loaders - currently leasing						260,000	031-058-4353-	
Lab Vehicle				30,554.00	30,000		031-058-4354-7411	
Lab Sample Vehicle						25,000	031-058-4354-	
Inspection Truck			34,097.30				031-058-4354-7512	
Backhoe			53,090.91				031-058-4354-7540	
Telehandler						175,000	031-058-4354-	
Dump Truck				180,536.00			031-058-4354-7545	
Dump Trailer						20,000	031-058-4354-	
Utility Vehicle			20,798.19				031-058-4354-7632	
Washer/Compactor Replacement		49,142.00			60,000		031-058-4354-7633	
Trickling Filter Feed Pump			100,765.48	201,563.96	200,000		031-058-4354-7669	
Total Capital Outlay	<u>2,613,833.48</u>	<u>1,776,574.97</u>	<u>\$3,450,985.65</u>	<u>\$1,421,740.96</u>	<u>\$8,532,000</u>	<u>\$12,237,000</u>		
Total Expenses	<u>\$14,786,078.57</u>	<u>\$18,335,518.89</u>	<u>\$18,241,300.22</u>	<u>\$6,091,510.90</u>	<u>\$23,738,871</u>	<u>\$27,721,876</u>		
Total Revenues over (under) expenses	<u>(\$1,381,445.44)</u>	<u>(\$2,658,923.57)</u>	<u>\$1,625,697.05</u>	<u>\$3,724,856.64</u>	<u>\$2,457</u>	<u>(\$0)</u>		

- (1) Operations Center Planning/Design Project - Total Project cost estimate - \$1,860,000
- (2) Outfall Maintenance Planning - Total Project Cost Estimate - \$1,000,000
- (3) Solids Handling Improvements Project - Total Project cost estimate - \$6,450,000
- (4) TMF Mixing Tank Expansion 5.C3 - Total Project Cost - \$6,800,000

CITY OF COEUR D'ALENE
ADOPTED BUDGET - FY 2022-23
WASTEWATER CAPITALIZATION FEE FUND

Description	2020 Actual	2021 Actual	2022 Actual	2023 8 Months	2023 Adopted	2024 Adopted	Account
Beginning Cash					\$3,160,000	\$1,500,000	036-000-3990-0000
Capitalization Fees	\$2,032,512.66	\$2,621,452.68	\$2,017,347.51	\$934,383.30	2,000,000	1,879,100	036-000-3470-2300
Cap Fees - outdoor seating		88.52	12,733.97	12,060.81			036-000-3470-2340
Capitalization Fees - Mill River	11,250.00	184,860.00	76,963.50	8,100.00			036-000-3470-2350
Interest Income	157,088.87	124,669.94	93,740.09	107,302.24		120,000	036-000-3710-0000
Total Revenues	2,200,851.53	\$2,931,071.14	\$2,200,785.07	\$1,061,846.35	\$5,160,000	\$3,499,100	
Transfer to Wastewater Fund	\$813,792.00	\$1,890,783.74	\$2,925,258.46		\$2,777,660	\$3,499,100	036-055-4380-6999
Total Revenues over (under) expenses	\$1,387,059.53	\$1,040,287.40	(\$724,473.39)	\$1,061,846.35	\$2,382,340	\$0	

CITY OF COEUR D'ALENE
ADOPTED BUDGET - FY 2023-24
SANITATION BUDGET

Description	2020 Actual	2021 Actual	2022 Actual	2023 8 Months	2023 Adopted	2024 Adopted	Account
Garbage & Refuse Collection	\$4,315,424.28	\$4,529,535.26	\$4,579,507.93	\$3,125,445.03	\$4,600,000	\$4,680,000	032-000-3450-1100
Beginning Cash					1,500,000	626,000	032-000-3990-0000
Interest	24,442.98	3,084.99	7,165.67	42,594.04	3,000	10,000	032-000-3710-0000
Total Revenues	\$4,339,867.26	\$4,532,620.25	\$4,586,673.60	\$3,168,039.07	\$6,103,000	\$5,316,000	
Garbage Collection	\$3,355,879.10	\$3,709,914.41	\$3,813,552.25	\$2,414,359.91	\$4,690,000	\$4,300,000	032-014-4330-6301
Recycling	253,196.67	93,183.70	153,774.67	141,038.85	130,000	300,000	032-014-4330-6304
Street Sweeping	100,060.00	100,060.00	100,060.00	100,060.00	100,060	103,060	032-014-4330-6305
Alley Maintenance		17,133.00	17,133.00	17,133.00	17,133	17,600	032-014-4330-6302
Bad Debt Expense	1,169.10	2,530.58	1,401.01		1,500	1,600	032-014-4330-6306
Interfund Overhead Transfer	112,984.00	115,809.00	118,704.00	60,836.00	121,672	125,322	032-014-4330-6995
Trf to General for Street Wear	433,190.92	454,661.57	459,700.99	273,979.67	460,000	468,000	032-014-4330-6997
Total Services & Supplies	\$4,256,479.79	\$4,493,292.26	\$4,664,325.92	\$3,007,407.43	\$5,520,365	\$5,315,582	
Total Revenues over (under) expenses	\$83,387.47	\$39,327.99	(\$77,652.32)	\$160,631.64	\$582,635	\$418	



City of Coeur d'Alene, Idaho Departmental Summary and Description **Public Parking**

Program Description

The City of Coeur d'Alene Parking Commission is the standing committee charged by the City Council to serve as the public's forum to address parking issues and concerns. The Commission is made of a ten (10) member board. Members consists of property/business owners within the Downtown Core, a downtown employee, a representative from North Idaho College, a resident of the Fort Grounds neighborhood, and three (3) community at-large members.

The purpose of the Parking Commission is to keep Council informed of parking issues and to make recommendations to Council on maintaining and/or improving parking. The Parking Commission members can be valuable members of planning or design teams, and are primary resources in the revitalization and development of the downtown area and of neighborhoods throughout the City.

Major Objectives:

- Analyze parking needs throughout the City
- Provide education to the public on the availability, value, and location of parking
- Ensure parking is managed in a manner that is user friendly, visually attractive, and maintains the value of the City asset
- Address concerns that arise regarding enforcement of parking Ordinances
- Address appeals of Parking Ordinance tickets
- Assist in policies and procedures to regulate monthly parking permits

Fiscal Year 2022-23 Accomplishments:

- Completed the transition of Parking Garage management to Diamond Parking
- Successfully reviewed over 500 parking citation appeals

Fiscal Year 2023-24 Goals:

- Complete replacement and installation of new wayfinding signage
- Complete parking rate review
- Review additional parking locations requiring enforcement

CITY OF COEUR D'ALENE
ADOPTED BUDGET - FY 2023-24
PUBLIC PARKING FUND

Description	2020 Actual	2021 Actual	2022 Actual	2023 8 Months	2023 Adopted	2024 Adopted	Account
Quarterly Rent	\$319,984.90	\$400,137.50	\$379,129.89	\$61,831.16	\$400,000	\$400,000	070-000-3720-0020
McEuen Contract	375,367.34	434,514.14	420,016.25	127,729.92	400,000	425,000	070-000-3720-0030
CdA Parking Garage Fees	62,222.85	71,086.71	89,651.13	37,238.74	73,000	78,000	070-000-3720-0040
Rent - 4th Street	14,435.01	16,494.77	19,560.61	13,699.12	17,000	18,000	070-000-3720-3000
Beginning Cash					900,000	880,000	070-000-3990-0000
Improper Parking Fines	78,446.34	79,004.79	70,392.62	33,021.89	80,000	75,000	070-000-3610-1200
Interest Income	4,080.44	541.01	2,952.72	18,541.94	1,000	4,000	070-000-3710-0000
Miscellaneous Revenue				40,000.00			070-000-3790-0000
Contributed Capital - LCDC			358,000.00				070-000-3460-7400
Total Revenues	\$854,536.88	\$1,001,778.92	\$1,339,703.22	\$332,062.77	\$1,871,000	\$1,880,000	
Parking Lot Reserve					\$52,500		070-096-4434-4100
Professional Services	\$15,534.24	\$4,719.00	\$17,393.70	\$9,815.14	16,000	\$20,000	070-096-4434-4200
Diamond Parking Enforcement Contract	37,301.94	44,058.50	43,438.00	28,800.00	45,000	43,200	070-096-4434-5010
Downtown Association Contract	49,500.00	42,000.00	44,500.00	28,000.00	52,000	42,000	070-096-4434-6200
Coeur d'Alene Parking Services	30,000.00	30,000.00			30,000	21,000	070-096-4434-6215
R/M Parking Lots	7,642.49	6,790.98	7,447.58	5,949.92	22,000	22,000	070-096-4434-6300
CdA Parking Garage Expense	45,979.84	56,885.19	55,590.09	22,123.96	65,000	57,000	070-096-4434-6225
Depreciation Expense	891,877.83	891,876.83	876,875.00		900,000	880,000	070-096-4434-6502
Interfund Overhead Transfer	253,011.00	259,336.00	265,819.00	136,232.00	272,465	283,729	070-096-4434-6995
Transfer to Parks - Maintenance & Equip		210,000.00	310,000.00	210,000.00	210,000	210,000	070-096-4434-6999
Transfer To Parks Capital Improvement	411,221.00			200,000.00	200,000	200,000	070-096-4434-6999
Total Services & Supplies	\$1,742,068.34	\$1,545,666.50	\$1,621,063.37	\$640,921.02	\$1,864,965	\$1,778,929	
Capital Equipment							070-096-4434-7200
Total Capital Outlay	\$0.00	\$0.00	\$0.00	\$0.00	\$0	\$0	
Total Expense	\$1,742,068.34	\$1,545,666.50	\$1,621,063.37	\$640,921.02	\$1,864,965	\$1,778,929	
Total Revenues over (under) expenses	(\$887,531.46)	(\$543,887.58)	(\$281,360.15)	(\$308,858.25)	\$6,035	\$101,071	



City of Coeur d'Alene, Idaho Departmental Summary and Description **Drainage Fund**

Program Description

This Utility is administered by the Streets & Engineering Director and two FTE's, Assistant Project Manager and a Lead Heavy Equipment Operator. Utility fees provide the funding for the planning, engineering, construction and maintenance of the city's stormwater drainage systems.

Major Objectives

- To provide the utility rate payers with efficient and quality service
- Proactive maintenance versus reactive
- Reduce the amount of stormwater discharge to surface waters

Fiscal Year 2022-23 Accomplishments

- Acquisition of a new Street Sweeper, which has allowed for an increase in street sweeping. (Recognized as the most effective best management practice in reducing pollutants from reaching our surface waters)
- Grant acquisitions to further reduce the volume of stormwater and pollutants from entering our surface waters
- Partnership with other City department projects to upgrade and maintain our stormwater system
- Continued training to improve the skills and knowledge

Fiscal Year 2023-24 Goals

- Improve drainage facilities in areas with the highest potential for flooding or traffic hazards
- Assess, update and perform maintenance of aging infrastructure
- Continue to reduce the volume of stormwater discharge to surface waters
- Complete asset inventory and update infrastructure map
- Continued compliance with IPDES (Idaho Pollutant Discharge Elimination System) permit requirements

CITY OF COEUR D'ALENE
ADOPTED - FY 2023-24
DRAINAGE UTILITY BUDGET

Description	2020 Actual	2021 Actual	2022 Actual	2023 8 Months	2023 Adopted	2024 Adopted	Account	FTE
State Grant		\$12,750.00	\$16,612.63	\$35,447.00	\$695,000	\$878,000	038-000-3310-0000	
Service Charges - Commercial Zone 1	\$310,270.62	308,770.33	307,886.39	204,309.73	308,000	308,000	038-000-3470-1000	
Service Charges - Commercial Zone 2	46,562.67	49,084.38	49,254.35	32,954.41	49,000	49,500	038-000-3470-1100	
Service Charges - Residential Zone 1	286,548.44	288,484.13	288,647.67	192,635.19	288,000	289,000	038-000-3470-1500	
Service Charges - Residential Zone 2	408,832.72	416,490.32	422,168.56	284,817.28	420,000	423,000	038-000-3470-1600	
Beginning Cash					1,420,000	604,000	038-000-3990-0000	
Interest Income	17,566.02	2,488.54	6,235.10	33,090.98	3,200	34,000	038-000-3710-0000	
Miscellaneous Revenue	48,039.37	1,756.11	1,108.61	857.12		1,130	038-000-3790-0000	
Total Revenues	\$1,117,819.84	\$1,079,823.81	\$1,091,913.31	\$784,111.71	\$3,183,200	\$2,586,630		
Wages	\$78,540.03	\$143,511.48	\$154,862.72	\$104,034.00	\$154,561	\$160,747	038-047-4160-1000	2
Sick Leave Repurchase	1,516.40	1,546.40	1,585.20	1,664.40	1,680	1,768	038-047-4160-1006	
COVID-19		1,908.48					038-047-4160-1111	
Overtime		4,283.59	5,890.59	1,348.89	5,000	5,200	038-047-4160-1200	
Cell Phone Allowance		440.00	955.30	320.00	-	480	038-047-4160-1500	
FICA	5,770.49	11,150.95	11,948.72	7,851.22	12,336	12,867	038-047-4160-2100	
PERS	9,558.78	18,111.71	40,292.26	12,819.70	19,252	19,133	038-047-4160-2200	
Workmens Compensation	1,246.66	905.48	3,709.96	2,758.90	5,763	5,408	038-047-4160-2400	
Health Insurance	14,864.45	32,373.24	32,070.62	22,963.90	32,303	35,518	038-047-4160-2500	
Dental Insurance	974.98	2,391.12	1,973.35	1,648.55	1,902	2,476	038-047-4160-2501	
Health Reimbursement Acct	3,980.04	6,626.72	7,041.48	3,641.69	9,325	9,364	038-047-4160-2520	
Life & Disability Insurance	771.79	1,319.15	1,297.80	923.95	1,590	1,638	038-047-4160-2600	
Vacation, Sick Leave, Comp		7,408.52	15,255.07				038-047-4160-2900	
Total Payroll Expenses	\$117,223.62	\$231,976.84	\$276,883.07	\$159,975.20	\$243,712	\$254,600		
Office Supplies	\$14,802.99	\$12,055.82	\$14,940.30	\$11,781.52	\$20,000	\$30,000	038-047-4160-3100	
Operating Supplies	6,337.37	13,466.17	4,301.76	8,954.27	15,000	15,000	038-047-4160-3200	
Minor Equipment	14,675.93	3,130.09	14,379.57	8,558.98	10,000	25,000	038-047-4160-3400	
Motor Fuels	1,611.28	6,914.17	8,195.16	2,668.20	20,000	30,000	038-047-4160-3500	
Professional Services	18,500.00	10,390.00	6,799.97	1,825.00	15,000	15,000	038-047-4160-4200	
Public Education	467.87	529.22	629.90	272.01	2,000	2,000	038-047-4160-4901	
Travel / Training	2,528.00	1,650.00	3,824.93	500.00	5,000	7,000	038-047-4160-4902	
Disposal Fee		8,340.19	460.50	1,514.00	25,000	25,000	038-047-4160-5210	
R/M Auto	614.21						038-047-4160-6100	
Flood Works Maintenance	3,290.90	10,733.96	6,656.72		10,000	10,000	038-047-4160-6150	
R/M Equipment	29,648.43	20,144.71	45,501.67	18,701.92	30,000	40,000	038-047-4160-6200	
Swale Maintenance	68,143.79	32,012.52	61,140.22	8,644.26	50,000	80,000	038-047-4160-6201	
Drywell Maintenance	164.00	8,539.48	13,536.50	(18.00)	6,000	6,000	038-047-4160-6203	
Catch Basin Replacement	21,551.99	13,146.07	8,528.09	391.38	15,000	15,000	038-047-4160-6205	
Mainline Video	615.00	4,673.39	1,927.00	635.50	15,000	15,000	038-047-4160-6301	
Catch Basin Cleaning	23,755.65	13,632.50	13,058.50	4,018.00	50,000	50,000	038-047-4160-6302	
Street Sweeping	47,731.10	67,972.48	83,364.74	57,719.92	90,000	150,000	038-047-4160-6303	
Main Jetting / Cleaning	533.00	4,920.00	2,870.00	707.25	33,000	33,000	038-047-4160-6304	
Bad Debt Expense	142.41	541.81	407.85				038-047-4160-6305	
Illicit Discharge Elimination	11,808.00				3,000	3,000	038-047-4160-6306	
Emergency Response / Repair	2,173.00	5,781.00	5,176.25	2,870.00	10,000	10,000	038-047-4160-6307	
Outfall Monitoring	3,055.20	1,981.66	4,939.83	1,178.79	6,000	6,000	038-047-4160-6310	
Depreciation Expense	370,435.32	380,429.52	392,746.00		420,000	420,000	038-047-4160-6502	
Interfund Overhead Transfer	182,141.00	186,695.00	191,362.00	98,074.00	196,146	202,030	038-047-4160-6995	
Total Services & Supplies	\$824,726.44	\$807,679.76	\$884,747.46	\$228,997.00	\$1,046,146	\$1,189,030		
Service Truck			\$82,022.54			\$45,000	038-047-4160-7510	
Dump Truck	\$169,125.00						038-047-4160-7521	
Trailer		\$36,838.97					038-047-4160-7524	
Sweeper	259,402.00			\$320,778.54	\$350,000		038-047-4160-7535	
Powerlift Coupler (Excavation Bucket)						20,000	038-047-4160-	
Collection System Replacement				76,646.35	50,000	200,000	038-047-4160-7601	
Kathleen Ave Drainage Project			206,768.69				038-047-4160-7608	
Retention Sediment Pond				40,141.53	120,000		038-047-4160-7625	
Phosphorous Reduction - grant			66,612.63	42,392.00	695,000	688,000	038-047-4160-7607	
Walnut Avenue Drainage Project		204,827.45					038-047-4160-7610	
East Sherman Drainage Project - grant						190,000	038-047-4160-	
Total Capital Outlay	\$428,527	\$241,666.42	\$355,403.86	\$479,958.42	\$1,215,000	\$1,143,000		
Total Expenses	\$1,370,477.06	\$1,281,323.02	\$1,517,034.39	\$868,930.62	\$2,504,858	\$2,586,630		
Total Revenues over (under) expenses	(\$252,657.22)	(\$201,499.21)	(\$425,121.08)	(\$84,818.91)	\$678,342	\$0		

F I D U C I A R Y
F U N D S

**CITY OF COEUR D'ALENE
FINANCIAL SUMMARY, FISCAL YEAR 2023-24
FIDUCIARY FUNDS**

FIDUCIARY FUNDS	REVENUES				EXPENDITURES			ENDING BALANCE
	BEGINNING BALANCE	PROPERTY TAXES	OTHER INCOME	TOTAL REVENUES	SERVICES/SUPPLIES	TRANSFERS OUT	TOTAL EXPENDS	
Police Retirement	\$400,000	\$152,000		\$552,000	\$146,000		\$146,000	\$406,000
Kootenai County Solid Waste			3,115,000	3,115,000	3,115,000		3,115,000	
Homeless Donations			10,000	10,000	10,000		10,000	
Downtown Association	65,000		122,200	187,200	176,200		176,200	\$11,000
TOTALS	\$465,000	\$152,000	\$3,247,200	\$3,864,200	\$3,447,200	\$0	\$3,447,200	\$417,000

CITY OF COEUR D'ALENE
ADOPTED BUDGET - FY 2023-24
POLICE RETIREMENT FUND

Description	2020 Actual	2021 Actual	2022 Actual	2023 8 Months	2023 Adopted	2024 Adopted	Account
Prop Taxes - Prior Yrs				\$94,684	\$152,000	\$152,000	045-000-3120-0000
Beginning Cash					400,000	400,000	045-000-3990-0000
Unrealized Gains (Losses)	\$14,049.07	(\$8,904.04)	\$ (36,432.93)	4,979.10			045-000-3710-1000
Interest	19,638.51	14,878.74	11,894.91	6,397.32	6,500		045-000-3710-0000
Total Revenues	\$33,687.58	\$5,974.70	(\$24,538.02)	\$106,059.97	\$558,500	\$552,000	
Police Retirement Pensions	\$179,641.08	\$184,131.96	\$176,256.02	\$91,447.36	\$193,454	\$144,000	045-033-4223-2900
Trustee Fees	3,458.09	2,829.44	2,073.19	1,056.24	3,000	2,000	045-033-4223-4200
Total Services & Supplies	\$183,099.17	\$186,961.40	\$178,329.21	\$92,503.60	\$196,454	\$146,000	
Total Revenues over (under) expenses	(\$149,411.59)	(\$180,986.70)	(\$202,867.23)	\$13,556.37	\$362,046	\$406,000	

**CITY OF COEUR D'ALENE
ADOPTED BUDGET - FY 2023-24
KOOTENAI COUNTY SOLID WASTE**

Description	2020 Actual	2021 Actual	2022 Actual	2023 8 Months	2023 Adopted	2024 Adopted	Account
Kootenai Cnty Solid Waste Billings	\$2,734,853.98	\$ 2,925,395.38	\$2,996,569.99	\$2,012,121.10	\$3,110,000	\$3,115,000	030-000-3450-1100
Total Revenues	<u>\$2,734,853.98</u>	<u>\$ 2,925,395.38</u>	<u>\$2,996,569.99</u>	<u>\$2,012,121.10</u>	<u>\$3,110,000</u>	<u>\$3,115,000</u>	
Payments to Kootenai County	\$2,728,076.72	\$ 2,919,497.73	\$2,970,152.14	\$1,803,786.70	\$3,110,000	\$3,115,000	030-027-4431-4200
Total Services & Supplies	<u>\$2,728,076.72</u>	<u>\$2,919,497.73</u>	<u>\$2,970,152.14</u>	<u>\$1,803,786.70</u>	<u>\$3,110,000</u>	<u>\$3,115,000</u>	
Total Revenues over (under) expenses	<u>\$6,777.26</u>	<u>\$5,897.65</u>	<u>\$26,417.85</u>	<u>\$208,334.40</u>	<u>\$0</u>	<u>\$0</u>	

CITY OF COEUR D'ALENE
ADOPTED BUDGET - FY 2023-24
HOMELESS DONATIONS

Description	2020 Actual	2021 Actual	2022 Actual	2023 8 Months	2023 Adopted	2024 Adopted	Account
Homeless - Donations	\$6,251.26	\$8,876.84	\$8,763.02	\$5,256.40	\$10,000	\$10,000	073-000-3460-0000
Total Revenues	<u>\$6,251.26</u>	<u>\$8,876.84</u>	<u>\$8,763.02</u>	<u>\$5,256.40</u>	<u>\$10,000</u>	<u>\$10,000</u>	
Payments To Homeless	\$6,251.26	\$8,876.84	\$8,763.02	\$4,568.06	\$10,000	\$10,000	073-036-4390-4200
Total Services & Supplies	<u>\$6,251.26</u>	<u>\$8,876.84</u>	<u>\$8,763.02</u>	<u>\$4,568.06</u>	<u>\$10,000</u>	<u>\$10,000</u>	
Total Revenues over (under) expenses	<u>\$0.00</u>	<u>\$0.00</u>	<u>\$0.00</u>	<u>\$688.34</u>	<u>\$0</u>	<u>\$0</u>	

CITY OF COEUR D'ALENE
ADOPTED BUDGET - FY 2023-24
DOWNTOWN ASSOCIATION

Description	2020 Actual	2021 Actual	2022 Actual	2023 8 Months	2023 Adopted	2024 Adopted	Account
Business Improvemnt Dist Receipts	\$52,489.47	\$61,766.49	\$57,409.75	(\$2,953.00)	\$60,000	\$58,000	090-000-3800-0000
Miscellaneous Revenues	49,500.00	42,000.00	44,500.00	28,000.00	52,000	63,000	090-000-3790-0000
Beginning Cash					63,600	65,000	090-000-3990-0000
Interest Income	3,606.39	403.81	1,203.60	9,117.28	400	1,200	090-000-3710-0000
Total Revenues	\$105,595.86	\$104,170.30	\$103,113.35	\$34,164.28	\$176,000	\$187,200	
City Administration Fee	\$1,000.00	\$1,000.00	\$ 1,200.00		\$1,000	\$1,200	090-117-4942-4200
Miscellaneous	160,000.00	40,000.00	50,000.00		175,000	175,000	090-117-4942-6911
Total Expenses	\$161,000.00	\$41,000.00	\$51,200.00	\$0.00	\$176,000	\$176,200	
Total Revenues over (under) expenses	(\$55,404.14)	\$63,170.30	\$51,913.35	\$34,164.28	\$0	\$11,000	

CAPITAL PROJECTS
FUND

**CITY OF COEUR D'ALENE
FINANCIAL SUMMARY, FISCAL YEAR 2023-24
CAPITAL PROJECTS FUND**

CAPITAL PROJECTS FUNDS	REVENUES				EXPENDITURES		ENDING BALANCE
	BEGINNING BALANCE	TRANSFERS IN	OTHER INCOME	TOTAL REVENUES	CAPITAL OUTLAY	TOTAL EXPENDS	
Traffic Calming		\$40,000		\$40,000	\$40,000	\$40,000	
LHTAC Pedestrian Safety Imprvmnts			\$873,245	873,245	873,245	873,245	
Wilbur / Ramsey Signal		13,000	156,595	169,595	169,595	169,595	
15th Street - Harrison to Best		2,300,000		2,300,000	2,300,000	2,300,000	
Public Transit Sidewalk Accessibility			204,999	204,999	204,999	204,999	
Atlas - Kathleen to Newbrook		680,267	330,467	1,010,734	1,010,734	1,010,734	
TOTALS	\$0	\$3,033,267	\$1,565,306	\$4,598,573	\$4,598,573	\$4,598,573	\$0



City of Coeur d'Alene, Idaho
Departmental Summary and Description
Street Capital Projects Fund

Program Description

To protect the health, safety, and welfare of the citizens of Coeur d'Alene through sound engineering and maintenance.

Continue efforts to improve the conditions of Coeur d'Alene's transportation system as well as execute capital projects aimed at reducing congestion, improving safety and providing mobility for all users.

Major Objectives

- ✓ Provide and maintain an efficient and safe multi-modal transportation systems for all users, ages and abilities
- ✓ Seek cost effective strategies to improve safety and operations
- ✓ Maintain adequate service levels

Fiscal Year 2022-23 Accomplishments

- ✓ Completed design of LIITAC LHSIP RRFB Project
- ✓ Completed design of Public Transit Sidewalk Accessibility Project
- ✓ Awarded \$1.2M from LHTAC for Ramsey signal upgrades
- ✓ Completed Concept Evaluation for 15th Street Reconstruction

Fiscal Year 2023-24 Goals

- ✓ Construction of LIITAC LHSIP RRFB Project
- ✓ Construction of Public Transit Sidewalk Accessibility Project
- ✓ Completed Design for 15th Street Reconstruction

**CITY OF COEUR D'ALENE
FINANCIAL SUMMARY, FISCAL YEAR 2023-2024
CAPITAL PROJECTS FUND**

CAPITAL PROJECTS FUND	REVENUES					EXPENSES	ENDING BALANCE
	BEG BALANCE	TRANSFRS		OTHER INCOME	TOTAL REVENUE	TOTAL EXPENSES	
		OTHER FUNDS	IMPACT FEES				
Traffic Calming			\$40,000		\$40,000	\$40,000	-
LHTAC Pedestrian/Safety Imprvmnts				\$873,245	873,245	873,245	-
Wilbur / Ramsey Signal			13,000	156,595	169,595	169,595	-
15th Street - Harrison to Best		\$2,300,000			2,300,000	2,300,000	-
Public Transit Sidewalk Accessibility				204,999	204,999	204,999	-
Atlas - Kathleen to Newbrook		\$680,267		330,467	1,010,734	1,010,734	-
TOTALS		\$2,980,267	\$53,000	\$1,565,306	\$4,598,573	\$4,598,573	-

INCOME SUMMARY

	Traffic Calming 023-085-4493-7900	LHTAC Pedestrian Safety Improvements 023-124-4492-7900	Wilbur / Ramsey Signal 023- 082-4482-7900	15th Street - Harrison to Best 023-043-4153-7900	Public Transit Sidewalk Accessibility	Atlas - Kathleen to Newbrook	Totals
Transfers							
Impact Fees							
Quad 1			\$13,000				\$13,000
Quad 2							
Quad 3							
Quad 4							
Citywide	\$40,000						40,000
Other Income							
LHTAC Funds		\$873,245	156,595		\$204,999		1,330,467
Highway Users Fees				\$1,000,000		\$330,467	1,330,467
Highway Users Tax - Reserved GF				1,300,000		680,267	1,980,267
Beginning Balance							
	\$40,000	\$873,245	\$169,595	\$2,300,000	\$204,999	\$1,010,734	\$4,598,573

DEBT SERVICE
FUND

**CITY OF COEUR D'ALENE
 FINANCIAL SUMMARY, FISCAL YEAR 2023-24
 DEBT SERVICE FUNDS**

DEBT SERVICE FUNDS	REVENUES			EXPENDITURES		ENDING BALANCE
	BEGINNING BALANCE	PROPERTY TAXES	TOTAL REVENUES	SERVICES/SUPPLIES	TOTAL EXPENDITURES	
2015 General Obligation Bonds		\$876,307	\$876,307	\$876,307	\$876,307	
TOTALS		\$876,307	\$876,307	\$876,307	\$876,307	

CITY OF COEUR D'ALENE
ADOPTED BUDGET - FY 2023-24
GO BONDS - 2015A & 2015B

Description	2020 Actual	2021 Actual	2022 Actual	2023 8 Months	2023 Adopted	2024 Adopted	Account
Prop Tax - Current Year	\$880,391.66	\$877,964.38	\$871,134.72	\$548,188.78	\$880,083	\$876,307	029-000-3110-0000
Prop Tax - Prior Years	9,531.82	6,852.41	6,617.60	7,494.93			029-000-3120-0000
Interest Income	4,374.95	678.87	1,345.51	10,922.18			029-000-3710-0000
Total Revenues	\$894,298.43	\$885,495.66	\$879,097.83	\$566,605.89	\$880,083	\$876,307	
Transfer to General Fund							029-049-4906-6999
G.O. Bond Principal, Series 2015A	\$603,741.00	\$616,118.00	\$628,749.00		\$641,638	\$654,792	
G.O. Bond Principal, Series 2015B	174,551.55	175,479.85	181,202.19		186,592	186,642	
Interest Expense - Series 2015A	78,171.68	65,795.00	53,395.38	\$20,137.61	40,276	27,122	029-049-4906-8201
Interest Expense - Series 2015B	22,466.68	18,888.38	15,060.24	5,788.19	11,577	7,751	029-049-4906-8201
Total Services & Supplies	\$878,930.91	\$876,281.23	\$878,406.81	\$25,925.80	880,083	\$876,307	
Total Revenues over (under) expenses	\$15,367.52	\$9,214.43	\$691.02	\$540,680.09	\$ -	\$ -	

Series 2015A G.O. Public Safety Bond - maturing 2025 - principal owing at 9-30-23 - \$1,323,007
Series 2015B G.O. Library Refunding Bond - maturing 2025 - principal owing at 9-30-23 - \$378,110

FIVE YEAR
CAPITAL
IMPROVEMENTS
PLAN

**CITY OF COEUR D'ALENE
FINANCIAL SUMMARY, FISCAL YEAR 2023-2024
CAPITAL IMPROVEMENTS PLAN
PROJECTED 2024-2029
STREETS**

	2023-2024	2024-2025	2025-2026	2026-2027	2027-2028
FUND BALANCE FORWARD					
ANTICIPATED REVENUES:					
Transfers					
General Fund					
Impact Fees					
Quad 1	\$13,000		\$200,000	\$80,600	\$36,000
Quad 2					
Quad 3					
Quad 4					
Citywide	40,000	\$40,000	40,000	40,000	40,000
Other Income					
LHTAC Funds	1,234,839			1,017,400	4,900,000
Highway Users Fees - Reserved GF	1,300,000				
Highway Users Fees	2,010,734				
Other					
Total Revenues	\$4,598,573	\$40,000	\$240,000	\$1,138,000	\$4,976,000
Total Available Funds	\$4,598,573	\$40,000	\$240,000	\$1,138,000	\$4,976,000
ANTICIPATED EXPENDITURES:					
LHTAC Pedestrian / Safety Improvements	\$873,245				
15th Street - Harrison to Best	2,300,000				
Traffic Calming	40,000	\$40,000	\$40,000	\$40,000	\$40,000
Atlas to Seltice to Hanley					4,936,000
Wilbur / Ramsey Signal	169,595			1,098,000	
Kathleen - Atlas to Ramsey			200,000		
Public Transit Sidewalk Accessibility	204,999				
Atlas - Kathleen to Newbrook	1,010,734				
Total Expenditures	\$4,598,573	\$40,000	\$240,000	\$1,138,000	\$4,976,000
YEAR END BALANCE					

**CITY OF COEUR D'ALENE, IDAHO
 FINANCIAL PLAN, FISCAL YEAR 2023-2024
 CAPITAL IMPROVEMENT PLAN (CIP)
 PROJECTED 2024-2028
 LIBRARY**

	2023-2024	2024-2025	2025-2026	2026-2027	2027-2028
FUND BALANCE FORWARD	\$0	\$0	\$0	\$0	\$0
ANTICIPATED REVENUES:					
Property Taxes	\$190,000	\$190,000	\$190,000	\$190,000	\$190,000
Total Revenues	\$190,000	\$190,000	\$190,000	\$190,000	\$190,000
Total Available Revenues	\$190,000	\$190,000	\$190,000	\$190,000	\$190,000
ANTICIPATED EXPENDITURES:					
Library Books	\$190,000	\$190,000	\$190,000	\$180,000	\$190,000
Photocopier replacement				10,000	
Total Expenditures	\$190,000	\$190,000	\$190,000	\$190,000	\$190,000
YEAR END BALANCE	\$0	\$0	\$0	\$0	\$0

**CITY OF COEUR D'ALENE, IDAHO
 FINANCIAL PLAN, FISCAL YEAR 2023-2024
 CAPITAL IMPROVEMENT PLAN (CIP)
 PROJECTED 2024-2028
 CEMETERY**

	2023-2024	2024-2025	2025-2026	2026-2027	20267-2028
FUND BALANCE FORWARD	\$0	\$0	\$0	\$0	\$0
ANTICIPATED REVENUES:					
Cemetery Perpetual Care Revenues		\$47,000	\$60,000		
Total Revenues	\$0	\$47,000	\$60,000	\$0	\$0
Total Available Revenues	\$0	\$47,000	\$60,000	\$0	\$0
ANTICIPATED EXPENDITURES:					
Mower		\$17,000			
Niche Wall			\$50,000		
Hydroseeder			10,000		
Tractor		30,000			
Total Expenditures	\$0	\$47,000	\$60,000	\$0	\$0
YEAR END BALANCE	\$0	\$0	\$0	\$0	\$0

**CITY OF COEUR D'ALENE, IDAHO
FINANCIAL PLAN, FISCAL YEAR 2023-24
CAPITAL IMPROVEMENT PLAN (CIP)
PROJECTED 2024-2028
PARKS CAPITAL IMPROVEMENTS**

	2023-2024	2024-2025	2025-2026	2026-2027
FUND BALANCE FORWARD	\$70,000	\$146,940	\$319,986	\$17,450
ANTICIPATED REVENUES:				
Miscellaneous Park Revenues	\$57,000	\$65,000	\$70,000	\$70,000
State Grant	350,000			
Impact Fees		600,000	1,730,000	
Concessions, Dock Rental	149,000	151,000	153,000	154,000
Boat Launch - Mooring Fees	20,000	15,500	16,000	16,000
Trail Revenues	1,000	650	700	700
Interest Income	10,000	5,000	5,000	5,000
Transfer from Parking Revenues	200,000	200,000	20,000	200,000
Total Revenues	<u>\$787,000</u>	<u>\$1,037,150</u>	<u>\$1,994,700</u>	<u>\$445,700</u>
Total Available Revenues	<u>\$857,000</u>	<u>\$1,184,090</u>	<u>\$2,314,686</u>	<u>\$463,150</u>
ANTICIPATED EXPENDITURES:				
Waterfront	\$515,000	\$15,000	\$15,000	\$15,000
Designer	17,500	7,500	7,500	7,500
Infrastructure	15,000	15,000	15,000	15,000
Parks Foundation	5,000	5,000	5,000	5,000
Miscellaneous Tubbs Hill	4,000	4,000	4,000	4,000
Trails / Lot Seal Coats		32,604	20,736	20,736
Skateboard Park - Trail Lighting	20,000			
Commuter Trail		30,000		
Foothills Trail - Lilac Lane to Sherman		30,000		
Ramsey Tennis Court Resurfacing	65,000			
Independence Point Commercial Dock		100,000		
Parking Strip along Ramsey Road	43,560			
Aspen Trails Park - Architerra				
ITD 40 Acre Site				

**CITY OF COEUR D'ALENE, IDAHO
 FINANCIAL PLAN, FISCAL YEAR 2023-24
 CAPITAL IMPROVEMENT PLAN (CIP)
 PROJECTED 2024-2028
 PARKS CAPITAL IMPROVEMENTS**

	2023-2024	2024-2025	2025-2026	2026-2027
Bluegrass Park Restroom		50,000		
Canfield Playground		40,000		
Public Parking Expansion soccer complex		50,000		
Jewett House Greenhouse		10,000		
Northshire Parking Lot Overlay	25,000			
CdA Soccer Complex; playground,parking,rr/shelter			330,000	
Phippeny Park; electrical, lighting, sidewalks		175,000		
Johnson Mill River Park Upgrades			1,200,000	
Person Field Parking Lot / Street Parking			700,000	
Prairie Trail Extension		300,000		
Foothills Trail - CdA Lake Drive to Sherman				300,000
Total Expenditures	\$710,060	\$864,104	\$2,297,236	\$367,236
YEAR-END BALANCE	\$146,940	\$319,986	\$17,450	\$95,914

**CITY OF COEUR D'ALENE, IDAHO
FINANCIAL PLAN, FISCAL YEAR 2023-24
CAPITAL IMPROVEMENT PLAN (CIP)
PROJECTED 2024-2028**

WATER

	2023-2024	2024-2025	2025-2026	2026-2027	2027-2028
FUND BALANCE FORWARD	\$840,000	\$0	\$0	\$0	\$0
ANTICIPATED REVENUES:					
User Fees	\$1,877,240	\$1,879,000	\$1,951,000	\$2,735,000	1,927,347
Transfer from Cap Fee Fund	3,000,000	4,000,000	2,850,000	1,250,000	
Total Revenues	\$4,877,240	\$5,879,000	\$4,801,000	\$3,985,000	\$1,927,347
Total Available Revenues	\$5,717,240	\$5,879,000	\$4,801,000	\$3,985,000	\$1,927,347
ANTICIPATED EXPENDITURES:					
Handheld-GPS Units	\$20,000				\$25,000
Vehicle Replacement		\$336,000	\$280,000	\$364,500	100,000
Onsite Chlorine Generation	120,000	118,000	120,000	135,000	120,000
Fill Station Program	15,500	10,000	18,000	15,500	16,000
Backhoe		135,000			
Dumptruck			200,000	200,000	
Hydro-Excavator (Jet Truck)	700,000				
New meters	250,000	310,000	305,000	315,000	399,107
New/replace Infrastructure	775,000	715,000	725,000	750,000	750,000
Well Flow Meter Replacement	10,500			35,000	
Bi-annual Well Rehab Project	192,240	107,000	111,000	115,000	192,240
Soft Start for Wells			95,000		
Pump Motor Replacement		38,000	41,000	45,000	
Back Up Power for Well	171,000	110,000	56,000		
Water Comprehensive Plan Update	108,000				
Well Construction		500,000			
Additional Storage	80,000	2,500,000	2,200,000	900,000	
Transmission Main Upgrades	1,500,000	1,000,000	650,000	350,000	
Blackwell Booster Station Replacement	1,500,000				
Well House Replacement				750,000	
Telemetry/Security Upgrades grant	225,000				
Coeur Terra Test Well	50,000				
Well Arc Flash/Vibration Analysis				10,000	
Recoating Prairie Standpipe & Tubbs Hill Tank					250,000
Blackwell Hill Upper Booster Upgrades					75,000
Total Expenditures	\$5,717,240	\$5,879,000	\$4,801,000	\$3,985,000	\$1,927,347
YEAR END BALANCE	\$0	\$0	\$0	\$0	\$0

**CITY OF COEUR D'ALENE, IDAHO
 FINANCIAL PLAN, FISCAL YEAR 2023-24
 CAPITAL IMPROVEMENT PLAN (CIP)
 PROJECTED 2024-2028
 WASTEWATER**

	2023-2024	2024-2025	2025-2026	2026-2027	2027-2028
FUND BALANCE FORWARD	\$8,154,060	\$2,167,060	\$2,476,745	\$7,087	\$2,090,000
ANTICIPATED REVENUES:					
Capitalization Fees	2,250,000	2,400,000	2,400,000	2,400,000	2,400,000
User Fees	4,000,000	4,906,000	4,900,000	5,000,000	5,000,000
Total Revenues	\$6,250,000	\$7,306,000	\$7,300,000	\$7,400,000	\$7,400,000
Total Available Revenues	\$14,404,060	\$9,473,060	\$9,776,745	\$7,407,087	\$9,490,000
ANTICIPATED EXPENDITURES:					
Equipment Replacements	\$520,000	\$600,000	\$640,000	\$680,000	\$720,000
Replacements; Other	3,210,000	1,996,315	1,313,158	1,020,587	850,000
Improvements & Additions	8,507,000	4,400,000	7,816,500	3,616,500	7,920,000
Total Expenditures	\$12,237,000	\$6,996,315	\$9,769,658	\$5,317,087	\$9,490,000
YEAR END BALANCE	\$2,167,060	\$2,476,745	\$7,087	\$2,090,000	\$0

**CITY OF COEUR D'ALENE, IDAHO
 FINANCIAL PLAN, FISCAL YEAR 2023-24
 CAPITAL IMPROVEMENT PLAN (CIP)
 PROJECTED 2024-2028
 DRAINAGE**

	2023-2024	2024-2025	2025-2026	2026-2027	2027-2028
FUND BALANCE FORWARD	\$382,500	\$467,500	\$0	\$0	\$0
ANTICIPATED REVENUES:					
State Grant	\$878,000				
User Fees	350,000	\$262,500	\$50,000	\$50,000	\$50,000
Total Revenues	\$1,228,000	\$262,500	\$50,000	\$50,000	\$50,000
Total Available Revenues	\$1,610,500	\$730,000	\$50,000	\$50,000	\$50,000
ANTICIPATED EXPENDITURES:					
Collection System Replacements	\$200,000	\$50,000	\$50,000	\$50,000	\$50,000
Sweeper		265,000			
Powerlift Coupler (Excavation Bucket)	20,000				
Truck Replacement	45,000				
Phosphorous Reduction	688,000				
15th Street Outfall Reduction		190,000			
East Sherman Drainage Project	190,000				
Atlas Road		225,000			
Total Expenditures	\$1,143,000	\$730,000	\$50,000	\$50,000	\$50,000
YEAR END BALANCE	\$467,500	\$0	\$0	\$0	\$0

STAFFING LEVEL
REPORT

**CITY OF COEUR D'ALENE
STAFFING LEVEL, FY 2023-24
Compared with Prior 3 Years**

DEPARTMENT	20-21	21-22	22-23	23-24	CHANGE	TITLE	GRADE
<u>MAYOR/COUNCIL</u>	1.0	1.0	1.0	1.0		MAYOR	
	6.0	6.0	6.0	6.0		COUNCIL	
	7.0	7.0	7.0	7.0	0.00	Total	
<u>ADMINISTRATION</u>	1.0	1.0	1.0	1.0		CITY ADMINISTRATOR	21
	0.0	0.0	1.0	0.0		COMMUNICATIONS SPECIALIST	12
	1.00	1.00	2.00	1.00	-1.00	Total	
<u>FINANCE</u>	1.0	1.0	1.0	1.0		COMPTROLLER	17
	1.0	1.0	1.0	1.0		ACCOUNTANT	14
	1.0	1.0	1.0	1.0		PAYROLL COORDINATOR	12
	1.0	1.0	1.0	1.0		SR. ACCOUNTING SPECIALIST	10
	1.0	1.0	1.0	1.0		LEAD UTILITY BILLING SPECLIST	9
	3.00	3.00	3.00	3.00		UTILITY BILLING SPECIALIST	8
	8.00	8.00	8.00	8.00	0.00	Total	
<u>MUNICIPAL SERVICES ADMIN</u>	1.0	1.0	1.0	1.0		CITY CLERK/MS DIRECTOR	18
	1.0	1.0	1.0	1.0		DEPUTY CITY CLERK	13
	1.0	1.0	1.0	1.0		IT NETWORK ADMINISTRATOR	16
	1.0	1.0	1.0	1.0		IT DATABASE APP DEVELOPER	17
	0.0	0.0	1.0	1.0		NETWORK SPECIALIST	14
	1.0	1.0	1.0	1.0		IT PROGAMMER	11
	1.0	1.0	1.0	1.0		GIS COORDINATOR	12
	1.0	1.0	1.0	1.0		EXECUTIVE ASSISTANT	12
	2.0	2.0	3.0	3.0		IT TECHNICIAN	11
	1.0	1.0	0.0	0.0		GIS SPECIALIST	10
	1.0	1.0	1.0	1.0		ADMINISTRATIVE ASSISTANT	10
	1.0	1.0	1.0	1.0		CUSTOMER SERVICE SUPPORT	8
	1.0	1.0	1.0	0.0		DEPARTMENT SPECIALIST	5
	13.00	13.00	14.00	13.00	-1.00	Total	
<u>HUMAN RESOURCES</u>	1.0	1.0	1.0	1.0		HUMAN RESOURCES DIRECTOR	18
	2.0	2.00	2.00	2.00		HUMAN RESOURCE SPECIALIST	11
	3.00	3.00	3.00	3.00	0.00		
<u>CITY ATTORNEY</u>	1.0	1.0	1.0	1.0		CITY ATT/LEGAL SERVICES DIR	20
	1.0	1.0	1.0	1.0		CHIEF CRIMINAL DEP C ATTRNY	18
	1.0	1.0	0.0	0.0		CHIEF CIVIL DEP CITY ATTRNY	18
	2.0	2.0	1.0	1.0		DEPUTY CITY ATTORNEY	16
	1.0	1.0	2.0	2.0		ASST CITY ATTORNEY	15
	2.0	2.0	2.0	2.0		SR. LEGAL ASSISTANT	12
	2.0	2.0	3.0	3.0		LEGAL ASSISTANT	10
	10.00	10.00	10.00	10.00	0.00	Total	
<u>PLANNING</u>	1.0	1.0	1.0	1.0		PLANNING DIRECTOR	18
	1.0	1.0	1.0	1.0		SENIOR PLANNER	14
	2.0	2.0	2.0	2.0		ASSOCIATE PLANNER	13
	0.0	0.0	0.0	1.0		PLANNER I	12
	1.0	1.0	1.0	1.0		ADMINISTRATIVE ASSISTANT	10
	1.0	1.0	1.0	0.0		PLANNING TECHNICIAN	9
	1.0	1.0	1.0	1.0		CDBG ADMINISTRATON	11
	7.00	7.00	7.00	7.00	0.00		

**CITY OF COEUR D'ALENE
STAFFING LEVEL, FY 2023-24
Compared with Prior 3 Years**

DEPARTMENT	20-21	21-22	22-23	23-24	CHANGE	TITLE	GRADE
<u>BUILDING MAINT.</u>	1.0	1.0	1.0	1.0		MAINTENANCE SUPERINTENDENT	14
	1.0	1.0	1.0	1.0		CUSTODIAN	4
	1.0	2.0	2.0	2.0		BLDG MAINTENANCE WORKER	9
	<u>3.06</u>	<u>1.13</u>	<u>0.0</u>	<u>0.0</u>		PART TIME - JANITORIAL	
	<u>6.06</u>	<u>5.13</u>	<u>4.00</u>	<u>4.00</u>	<u>0.00</u>	Total	
<u>POLICE</u>	1.0	1.0	1.0	1.0		POLICE CHIEF	20
	2.0	2.0	2.0	2.0		POLICE CAPTAIN	19
	5.0	5.0	5.0	5.0		POLICE LIEUTENANT	LT
	13.0	14.0	14.0	14.0		POLICE SERGEANT	SGT
	1.0	1.0	1.0	1.0		IT SYSTEMS ANALYST	15
	71.0	74.0	74.0	74.0		POLICE OFFICER	PO
	2.0	2.0	2.0	2.0		CRIME ANALYST	13
	1.0	1.0	1.0	1.0		RECORDS SUPERVISOR	12
	1.5	1.5	1.5	1.5		EVIDENCE SPECIALIST	12
	2.5	0.0	0.0	0.0		CIVILIAN REPORT TAKER	12
	1.5	2.5	2.5	2.5		CODE ENFORCEMENT OFFICER	11
	0.0	2.5	2.5	2.5		INVESTIGATIVE SPECIALIST	11
	2.5	2.5	2.5	2.5		ANIMAL CONTROL OFFICER	11
	1.0	1.0	2.0	1.0		APPL ANALYST	11
	1.0	1.0	1.0	1.0		EXECUTIVE ASSISTANT	11
	0.5	0.5	0.5	0.5		CRIME PREVENTION	12
	1.0	1.0	1.0	1.0		VICTIMS ADVOCATE	10
	7.0	7.0	7.0	7.0		RECORDS SPECIALIST	9
	1.0	1.0	1.0	1.0		ADMINISTRATIVE ASSISTANT	10
	1.0	1.0	1.0	1.0		EQUIPMENT SPECIALIST	10
<u>3.82</u>	<u>3.82</u>	<u>3.82</u>	<u>1.34</u>		PART TIME		
<u>120.32</u>	<u>125.32</u>	<u>126.32</u>	<u>122.84</u>	<u>-3.48</u>	Total		
<u>FIRE</u>	1.0	1.0	1.0	1.0		FIRE CHIEF	20
	3.0	3.0	3.0	3.0		DEPUTY FIRE CHIEF	18
	3.0	3.0	3.0	3.0		BATTALION CHIEFS	BC
	12.0	12.0	12.0	12.0		FIRE CAPTAINS	FCPT
	1.0	1.0	1.0	1.0		EMS OFFICER	EMS
	12.0	12.0	12.0	12.0		FIRE ENGINEER	ENG
	30.0	33.0	34.0	36.0		FIREFIGHTER	FF
	2.0	2.0	2.0	2.0		FIRE INSPECTOR	INSP
	1.0	1.0	1.0	1.0		EXECUTIVE ASSISTANT	11
	2.00	2.0	2.0	2.0		ADMIN ASSISTANT	10
	<u>67.00</u>	<u>70.00</u>	<u>71.00</u>	<u>73.00</u>	<u>2.00</u>	Total	

CITY OF COEUR D'ALENE
STAFFING LEVEL, FY 2023-24
Compared with Prior 3 Years

DEPARTMENT	20-21	21-22	22-23	23-24	CHANGE	TITLE	GRADE
<u>STREETS</u>	1.0	1.0	1.0	1.0		STREETS/ENGINEERING DIRECTOR	18
	1.0	1.0	1.0	1.0		CITY ENGINEER	17
	0.0	1.0	1.0	1.0		ASST STREET SUPT	15
	1.0	1.0	1.0	1.0		ENGINEERING PROJECT MGR	15
	1.0	1.0	1.0	1.0		SHOP SUPERVISOR	13
	1.0	1.0	1.0	1.0		FIELD SUPERVISOR	12
	3.0	3.0	3.0	3.0		PUBLIC WORKS INSPECTOR	12
	4.0	4.0	4.0	4.0		MECHANIC	11
	3.0	3.0	3.0	3.0		LEAD WORKER	11
	2.0	1.0	1.0	1.0		ELECTRICIAN	11
	0.0	1.0	1.0	1.0		LEAD TRAFFIC TECH	11
	14.0	14.0	15.0	14.0		HEAVY EQUIP. OPERATOR	10
	1.0	1.0	1.0	1.0		ADMINISTRATIVE ASSISTANT	10
	0.0	0.0	1.0	0.0		ELECTRICIAN APPRENTICE	10
	2.0	2.0	2.0	2.0		STREET MAINTENANCE WORKER	8
	<u>3.05</u>	<u>3.05</u>	<u>2.92</u>	<u>2.92</u>		PART TIME	
	<u>37.05</u>	<u>38.05</u>	<u>39.92</u>	<u>37.92</u>	<u>-2.00</u>	Total	
<u>PARKS</u>	0.5	0.5	0.5	0.5		PARKS DIRECTOR	18
	1.0	1.0	1.0	1.0		PARK SUPERINTENDENT	15
	4.0	4.0	4.0	5.0		LEAD MAINTENANCE WORKER	10
	1.0	1.0	1.0	1.0		URBAN FORESTER	11
	0.0	1.0	1.0	1.0		MECHANIC	11
	1.0	1.0	1.0	0.0		IRRIGATION TECHNICIAN	10
	1.0	1.0	1.0	1.0		ADMINISTRATIVE ASSISTANT	10
	1.0	1.0	1.0	1.0		TRAILS COORDINATOR	10
	7.0	6.0	8.0	8.0		MAINTENANCE WORKER	9
	0.0	0.0	1.0	0.0		DEPARTMENT SUPPORT	
	<u>11.19</u>	<u>11.19</u>	<u>6.00</u>	<u>6.00</u>		PART TIME	
	<u>27.69</u>	<u>27.69</u>	<u>25.50</u>	<u>24.50</u>	<u>-1.00</u>	Total	
	<u>RECREATION</u>	0.5	0.5	0.5	0.5		RECREATION DIRECTOR
1.0		1.0	1.0	1.0		RECREATION SUPERINTENDENT	15
1.0		1.0	1.0	1.0		RECREATION PROGRAM COORD	11
2.0		2.0	2.0	2.0		RECREATION MONITOR	8
<u>3.23</u>		<u>3.23</u>	<u>3.23</u>	<u>3.51</u>		PART TIME	
<u>7.73</u>		<u>7.73</u>	<u>7.73</u>	<u>8.01</u>	<u>0.28</u>	Total	
<u>BUILDING INSPECTION</u>	1.0	1.0	1.0	1.0		BUILDING OFFICIAL	17
	6.0	6.0	6.0	6.0		BLDG INSP/PLANS EXAM	12
	1.0	1.0	1.0	1.0		PERMIT COORDINATOR	10
	<u>2.0</u>	<u>2.0</u>	<u>2.0</u>	<u>2.0</u>		PERMIT TECHNICIAN	8
	<u>10.00</u>	<u>10.00</u>	<u>10.00</u>	<u>10.00</u>	<u>0.00</u>	Total	
<u>DRAINAGE</u>	1.0	1.0	1.0	1.0		ASSISTANT PROJECT MANAGER	14
	<u>1.0</u>	<u>1.0</u>	<u>1.0</u>	<u>1.0</u>		LEAD WORKER	11
	<u>2.00</u>	<u>2.00</u>	<u>2.00</u>	<u>2.00</u>	<u>0.00</u>	Total	

**CITY OF COEUR D'ALENE
STAFFING LEVEL, FY 2023-24
Compared with Prior 3 Years**

DEPARTMENT	20-21	21-22	22-23	23-24	CHANGE	TITLE	GRADE
<u>LIBRARY</u>	1.0	1.0	1.0	1.0		LIBRARY DIRECTOR	18
	3.0	3.0	3.0	3.0		LIBRARIAN	12
	1.0	1.0	1.0	1.0		COMMUNICATNS COORDINATOR	10
	1.0	1.0	1.0	1.0		IT COORDINATOR	9
	1.0	1.0	1.0	1.0		TEEN SERVICES	8
	5.0	5.0	6.0	6.0		REFERENCE CLERK	5
	1.0	1.0	1.0	1.0		LIBRARY TECH	6
	<u>9.85</u>	<u>9.85</u>	<u>9.35</u>	<u>9.50</u>		PART TIME	
	<u>22.85</u>	<u>22.85</u>	<u>23.35</u>	<u>23.50</u>	<u>0.15</u>	Total	
<u>CEMETERY</u>	1.0	1.0	1.0	1.0		LEAD MAINTENANCE WORKER	10
	1.0	1.0	1.0	1.0		MAINTENANCE WORKER	9
	<u>0.96</u>	<u>0.63</u>	<u>0.63</u>	<u>0.63</u>		PART TIME	
	<u>2.96</u>	<u>2.63</u>	<u>2.63</u>	<u>2.63</u>	<u>0.00</u>	Total	
<u>WATER</u>	1.0	1.0	1.0	1.0		WATER DIRECTOR	18
	1.0	1.0	1.0	1.0		ASSISTANT WATER DIRECTOR	15
	3.0	3.0	3.0	3.0		UTILITY SUPERVISOR	12
	1.0	1.0	1.0	1.0		CROSS CONNECTION CONTROL	12
	1.0	1.0	2.0	2.0		LEAD UTILITY OPERATOR	11
	2.0	2.0	2.0	2.0		ADMINISTRATIVE ASSISTANT	10
	8.0	8.0	10.0	10.0		SR UTILITY OPERATOR	10
	6.0	8.0	7.0	7.0		UTILITY OPERATOR	9
	<u>2.52</u>	<u>2.23</u>	<u>2.23</u>	<u>2.23</u>		PART TIME	
	<u>25.52</u>	<u>27.23</u>	<u>29.23</u>	<u>29.23</u>	<u>0.00</u>	Total	
<u>WASTEWATER</u>	1.0	1.0	1.0	1.0		WASTEWATER DIRECTOR	18
	1.0	1.0	1.0	1.0		ASST WASTEWATER DIRECTOR	15
	1.0	1.0	1.0	1.0		CAPITAL PROGRAM MANAGER	15
	1.0	1.0	1.0	1.0		UTILITIES PROJECT MANAGER	15
	1.0	1.0	1.0	1.0		LAB/PRETREATMENT SUP	15
	1.0	1.0	1.0	1.0		CHIEF WASTEWATR OPERATOR	14
	1.0	1.0	1.0	1.0		COLLECTION SUPERVISOR	14
	0.0	0.0	1.0	1.0		PROJECT COORDINATOR	12
	2.0	2.0	2.0	2.0		WASTEWATER OPERATOR III	12
	1.0	1.0	1.0	1.0		FIELD INSPECTOR	12
	0.0	0.0	1.0	0.0		SCADA ELECTRO TECHNICIAN	12
	1.0	1.0	1.0	1.0		COMPOST FACILITY LEAD	11
	2.0	2.0	2.0	3.0		WSTWTR MAINT MECHANIC	11
	3.0	3.0	2.0	1.0		COLLECTION OPERATOR III	11
	2.0	2.0	2.0	2.0		LAB ANALYST	11
	1.0	1.0	1.0	1.0		COMPOST FACILITY OPERATOR	9
	3.0	3.0	3.0	2.0		COLLECTION OPERATOR II	10
	5.0	5.0	4.0	4.0		WASTEWATER OPERATOR II	10
	1.0	1.0	1.0	1.0		ADMINISTRATIVE ASSISTANT	10
	0.0	0.0	1.0	3.0		COLLECTION OPERATOR I	8
<u>1.14</u>	<u>0.85</u>	<u>0.85</u>	<u>0.85</u>		PART TIME		
<u>29.14</u>	<u>27.85</u>	<u>29.85</u>	<u>29.85</u>	<u>0.00</u>	Total		
<u>407.32</u>	<u>416.48</u>	<u>422.53</u>	<u>416.48</u>	<u>-6.05</u>	TOTAL FTE PERSONNEL		